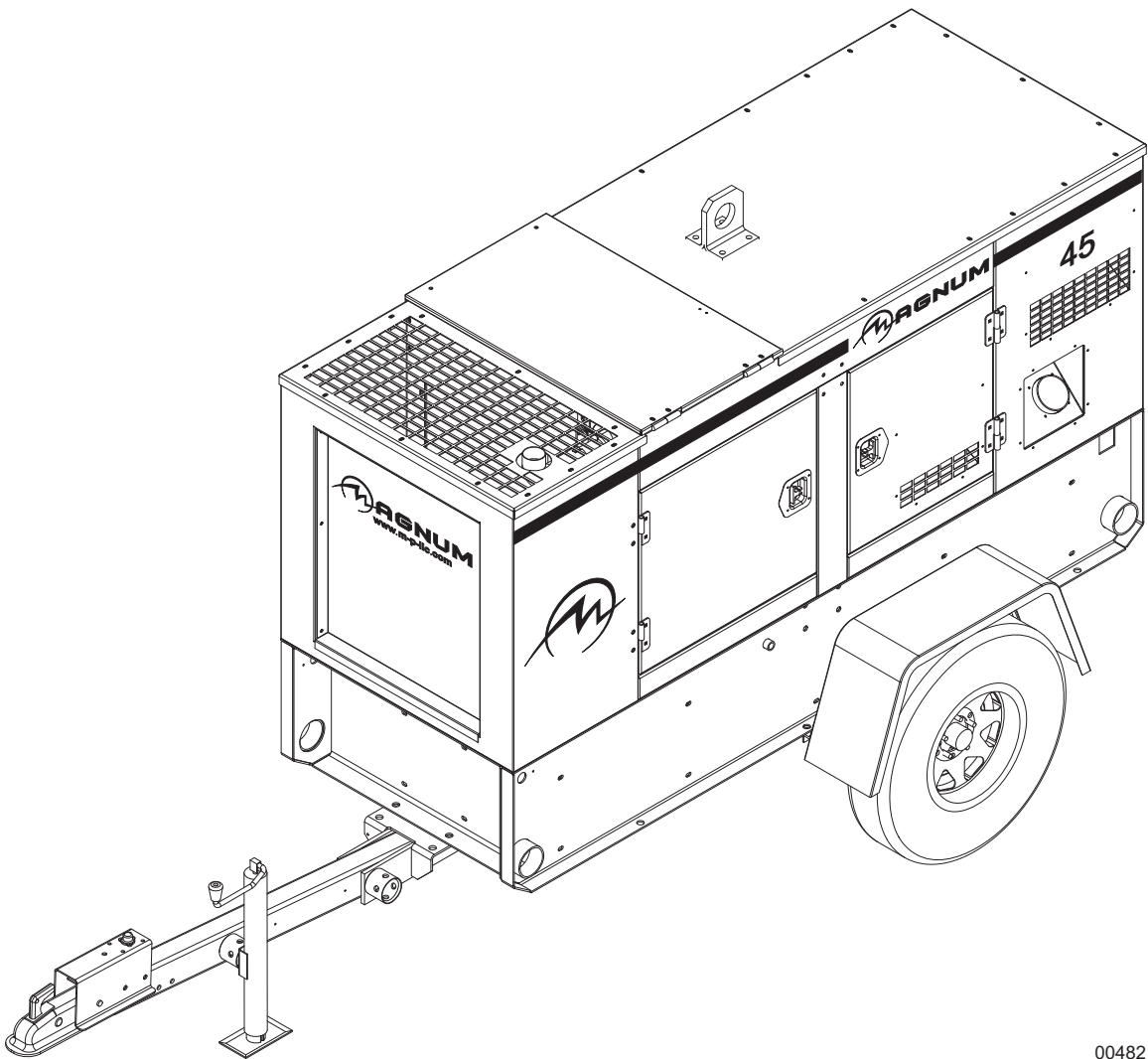




**DIESEL GENERATOR  
MMG45I**



00482

**PARTS MANUAL**

## INTRODUCTION

Before servicing this machine, make sure the engine start switch is turned to the OFF (O) position, the circuit breakers are open (OFF (O) position), the emergency stop switch is closed (pushed in), and the negative (-) terminal on the battery is disconnected. Attach a "Do Not Start" sign to the control panel. This will notify everyone that the unit is being serviced and will reduce the chance of someone inadvertently trying to start the unit. If the unit is connected to a remote start or transfer switch, make sure the remote switch is also off and tagged.

### **▲ WARNING**

**Before operating or servicing this equipment, read and understand the Magnum Operating Manual which was included with the unit when shipped from the factory. Failure to do so increases the risk of injury to yourself or others.**

## **MAGNUM POWER PRODUCTS LLC**

**215 Power Drive • Berlin, WI 54923**

**U.S.A.**

**Phone: 920-361-4442**

**FAX: 920-361-4416**

**Toll Free: 1-800-926-9768**

**www.m-p-llc.com**

**For technical or parts QUESTIONS, please contact Magnum Power Products LLC Customer Support or Technical Support team at 1-800-926-9768. Please have your serial number available.**

**To ORDER SERVICE PARTS, please contact the dealer from which you purchased the unit, or call Magnum Power Products LLC to locate a dealer in your area.**

Engine Make: \_\_\_\_\_

Engine Serial Number: \_\_\_\_\_

Engine Model Number: \_\_\_\_\_

Generator Make: \_\_\_\_\_

Generator Model Number: \_\_\_\_\_

Generator Serial Number: \_\_\_\_\_

Unit Model Number: \_\_\_\_\_

Unit Serial Number: \_\_\_\_\_

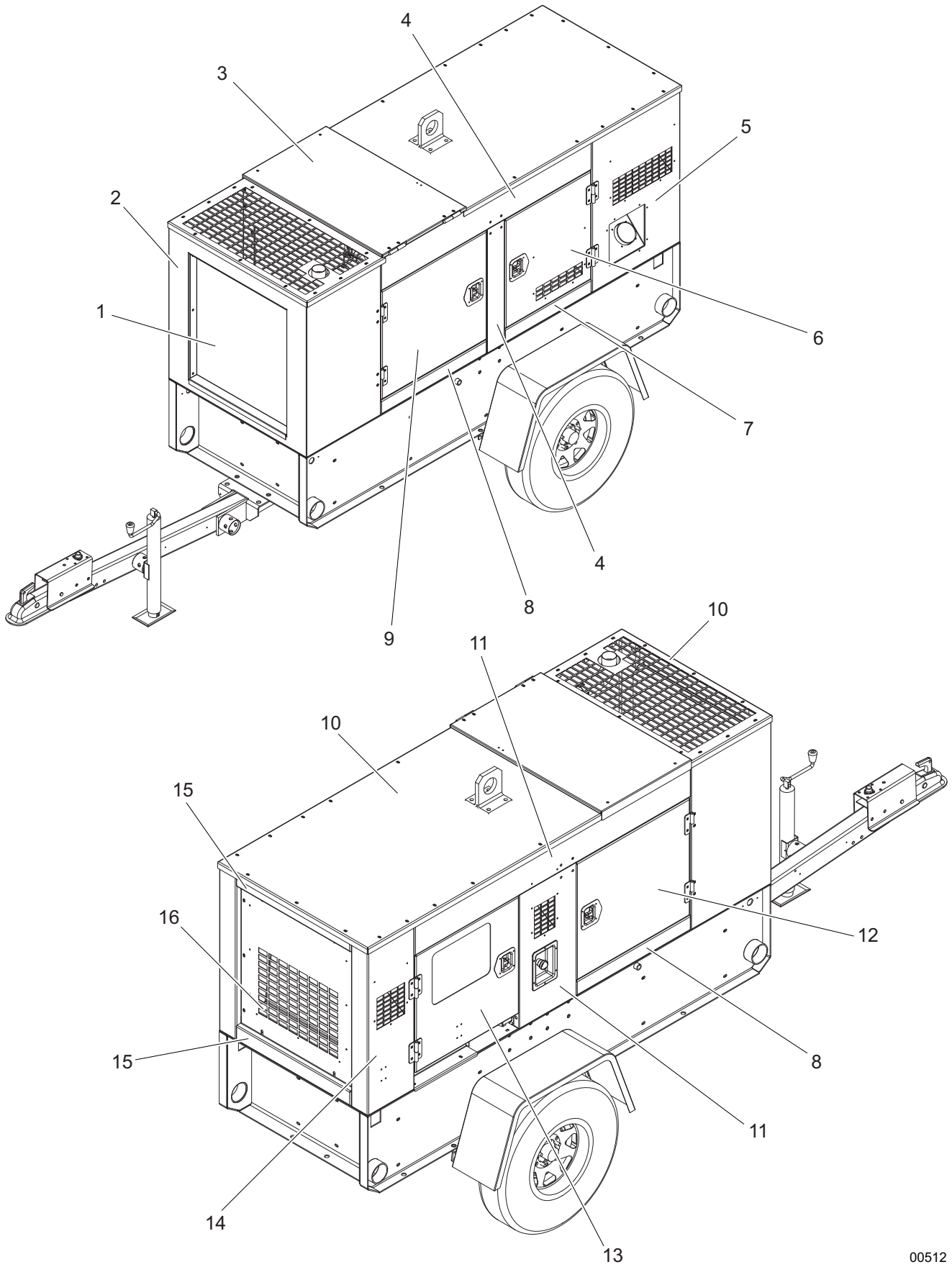
### **▲ WARNING**

**CALIFORNIA PROPOSITION 65 WARNING: Diesel engine exhaust and some of its constituents are known to the state of California to cause cancer, birth defects and other reproductive harm.**

# TABLE OF CONTENTS

	Page
INTRODUCTION .....	2
ENCLOSURE PANELS .....	4
UNIT DECALS - EXTERIOR .....	6
UNIT DECALS - LEFT SIDE INTERIOR .....	7
UNIT DECALS - RIGHT SIDE INTERIOR .....	8
UNIT DECALS - CONTROL BOX .....	9
ROOF TO UNIT ASSEMBLY .....	10
ROOF ACCESS PANEL ASSEMBLY .....	12
ROOF ASSEMBLY .....	14
DOORS, FRONT PANEL, AND REAR PANEL TO UNIT .....	16
LEFT FRONT DOOR ASSEMBLY .....	18
LEFT REAR DOOR ASSEMBLY .....	20
RIGHT FRONT DOOR ASSEMBLY .....	22
CONTROL DOOR ASSEMBLY .....	24
FRONT PANEL ASSEMBLY .....	26
REAR PANEL ASSEMBLY .....	28
END AND SIDE PANELS TO UNIT .....	30
CENTER AND CORNER PANELS TO UNIT .....	32
LEFT REAR CORNER ASSEMBLY .....	34
RIGHT REAR CORNER ASSEMBLY .....	36
LEFT CENTER PANEL ASSEMBLY .....	38
RIGHT CENTER PANEL ASSEMBLY .....	40
CONTROL BOX TO UNIT ASSEMBLY .....	42
CONTROL BOX ASSEMBLY (1 OF 2) .....	44
CONTROL BOX ASSEMBLY (2 OF 2) .....	46
CONTROL PANEL ASSEMBLY .....	48
LUG BOX ASSEMBLY .....	50
LUG BOX DOOR ASSEMBLY .....	52
RECEPTACLE PANEL ASSEMBLY .....	54
LIFT STRUCTURE TO SKID ASSEMBLY .....	56
LIFT STRUCTURE ASSEMBLY .....	58
AIR FILTER ASSEMBLY .....	60
EXHAUST SYSTEM ASSEMBLY .....	62
COOLING SYSTEM ASSEMBLY .....	64
COOLING SYSTEM HOSES .....	66
ENGINE AND GENERATOR TO SKID ASSEMBLY .....	68
ENGINE ASSEMBLY .....	70
ENGINE MOUNT ASSEMBLY .....	72
ENGINE FILTERS ASSEMBLY .....	74
GENERATOR ASSEMBLY .....	76
GENERATOR BOX ASSEMBLY .....	78
SKID ASSEMBLY .....	80
FUEL TANK ASSEMBLY .....	82
TRAILER ASSEMBLY .....	84
AXLE ASSEMBLY .....	86
TRAILER BRAKE LINES .....	88
TRAILER HITCH OPTIONS .....	90
RECOMMENDED SPARE PARTS LIST .....	92
NOTES .....	93

# ENCLOSURE PANELS

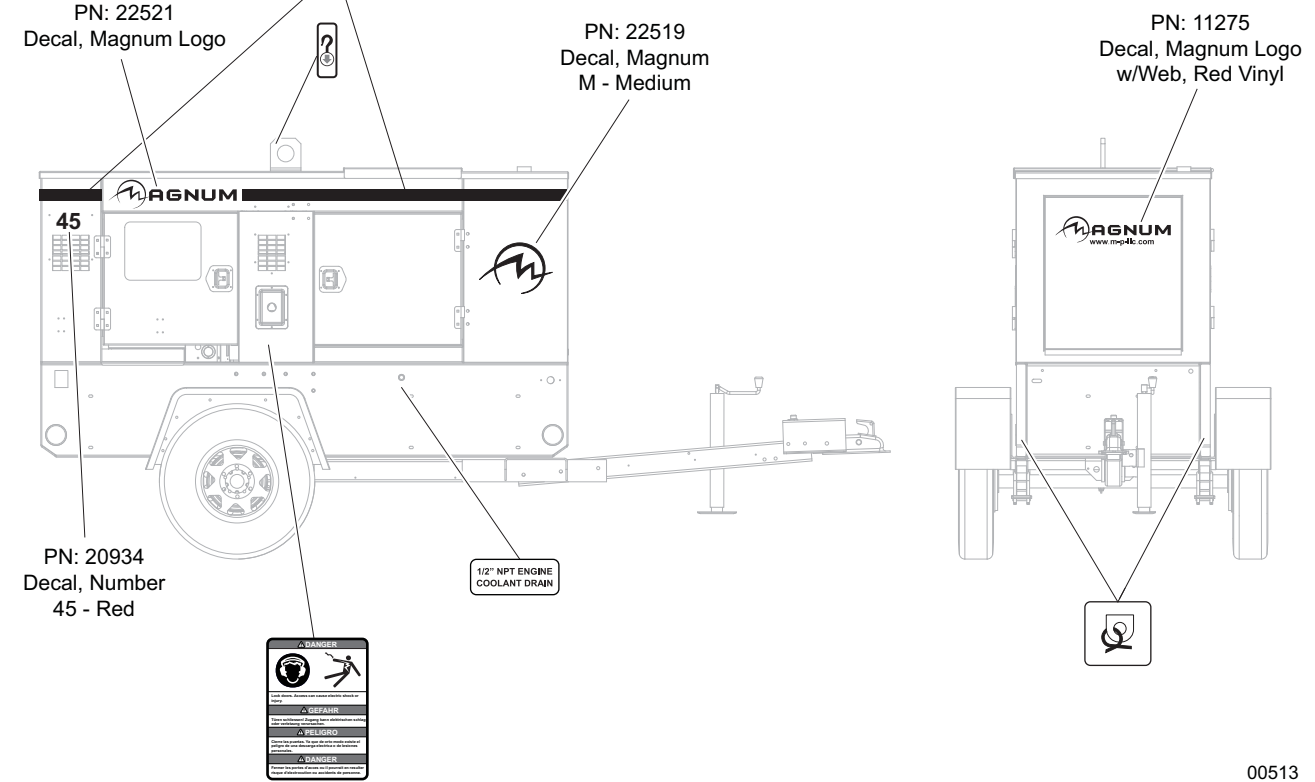
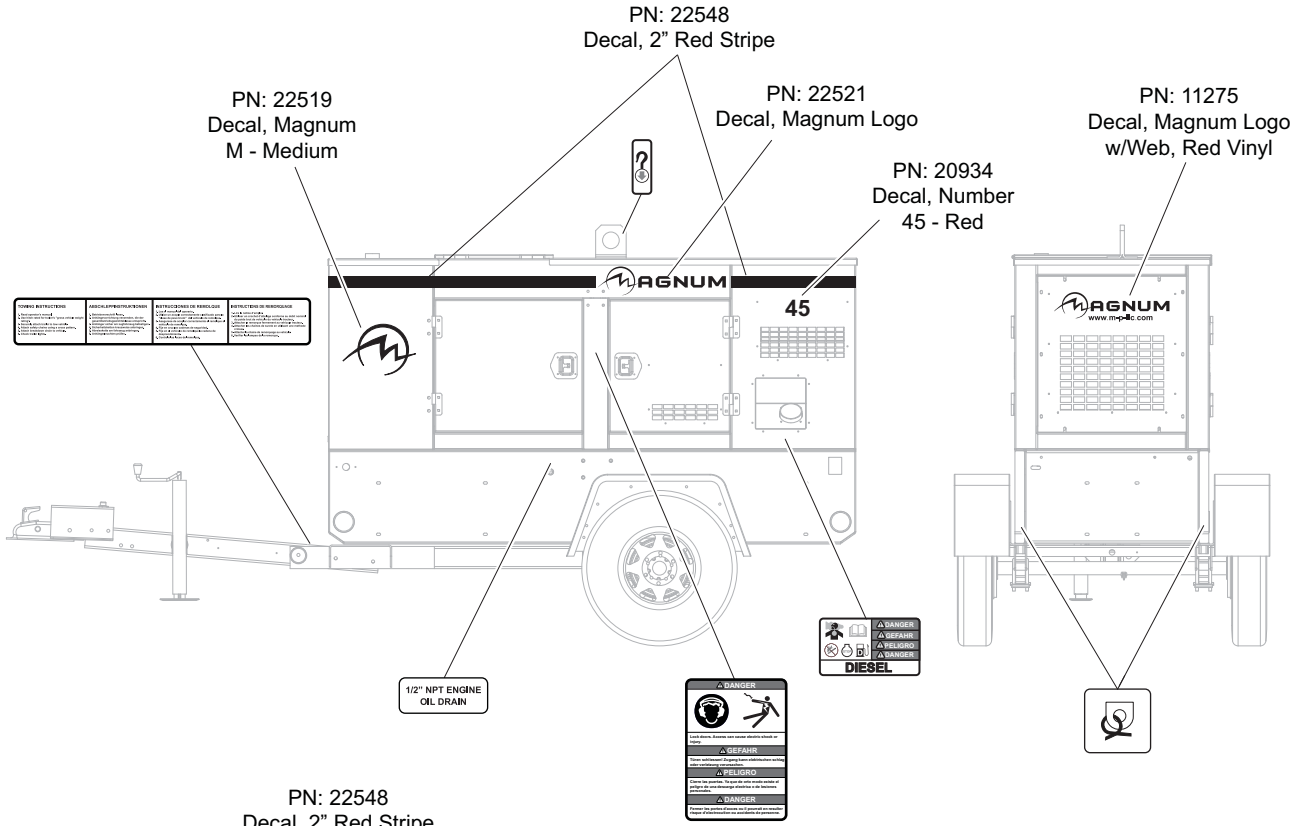


00512

## ENCLOSURE PANELS

ITEM	PAGE NO.	QTY	DESCRIPTION	NOTES
1	<a href="#">Page 26</a>	1	Front panel insert assembly	
2	<a href="#">Page 32</a>	1	Front panel assembly	
3	<a href="#">Page 12</a>	1	Roof access panel assembly	
4	<a href="#">Page 38</a>	1	Left center panel assembly	
5	<a href="#">Page 34</a>	1	Left rear corner assembly	
6	<a href="#">Page 20</a>	1	Left rear door assembly	
7	<a href="#">Page 30</a>	1	Rear side panel assembly	
8	<a href="#">Page 30</a>	2	Front side panel assembly	
9	<a href="#">Page 18</a>	1	Left front door assembly	
10	<a href="#">Page 14</a>	1	Roof assembly	
11	<a href="#">Page 40</a>	1	Right center panel assembly	
12	<a href="#">Page 22</a>	1	Right front door assembly	
13	<a href="#">Page 24</a>	1	Control door assembly	
14	<a href="#">Page 36</a>	1	Right rear corner assembly	
15	<a href="#">Page 30</a>	2	End panel assembly	
16	<a href="#">Page 28</a>	1	Rear panel assembly	

# UNIT DECALS - EXTERIOR



00513

**Note:** All safety and operating decals are located on decal sheet 33636, unless otherwise noted.



# UNIT DECALS - RIGHT SIDE INTERIOR

Operator's manual must be stored on machine. Replacement operator's manual can be ordered through your local Magnum distributor.  
 Das Benutzerhandbuch muss an der Maschine aufbewahrt werden. Zur Bestellung von Ersatzhandbüchern wenden Sie sich bitte an Ihren Magnum-Händler.  
 El manual del operador debe guardarse en la máquina. Puede solicitar un manual del operador de reemplazo a través de su distribuidor local de Magnum.  
 Range le manuel de l'utilisateur avec l'appareil. Un manuel de réchange peut être commandé auprès de votre distributeur Magnum local.

Located on manual holder inside front right door



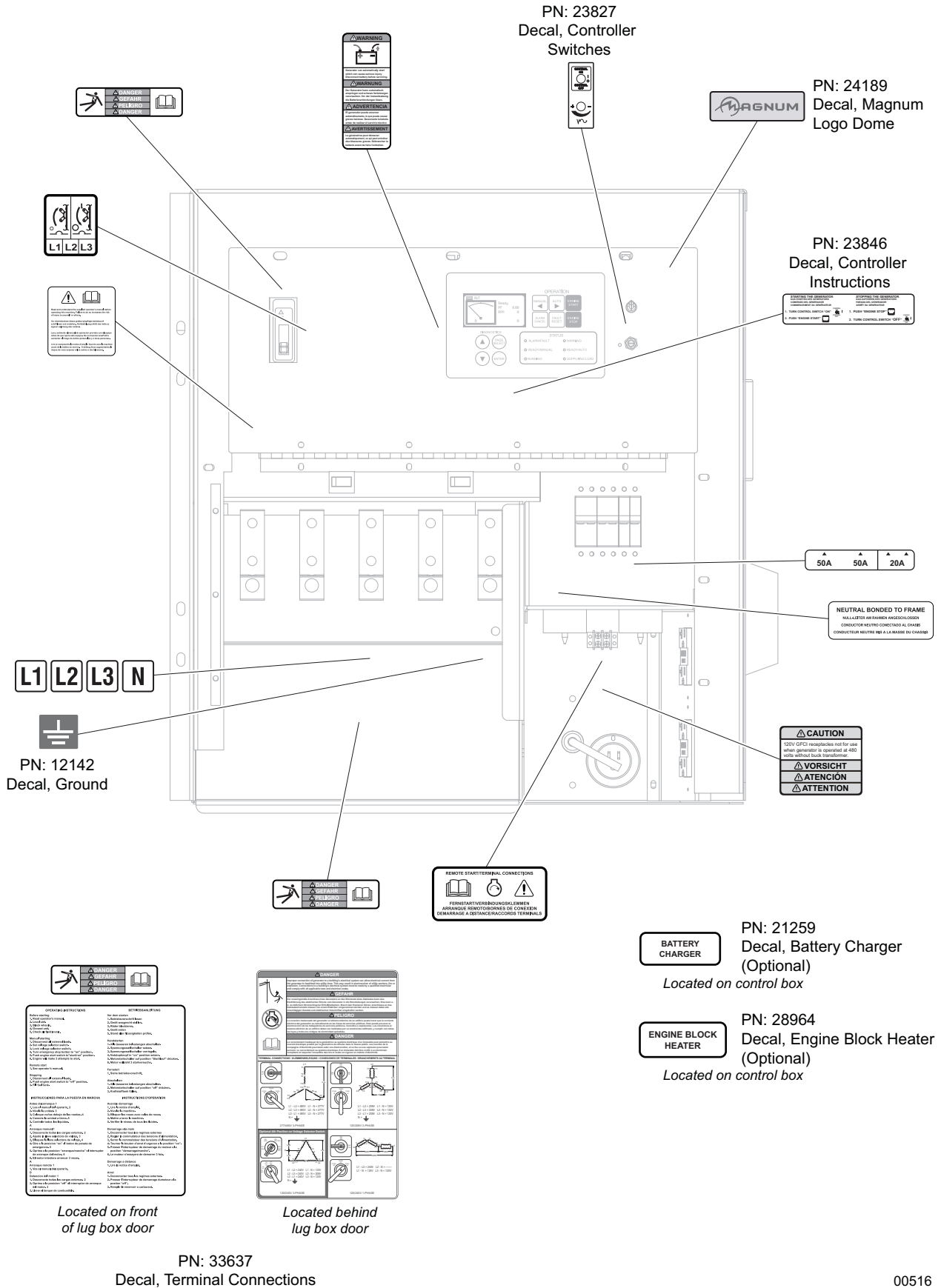
Located on radiator near cap

00515

**Note:** All safety and operating decals are located on decal sheet 33636, unless otherwise noted.

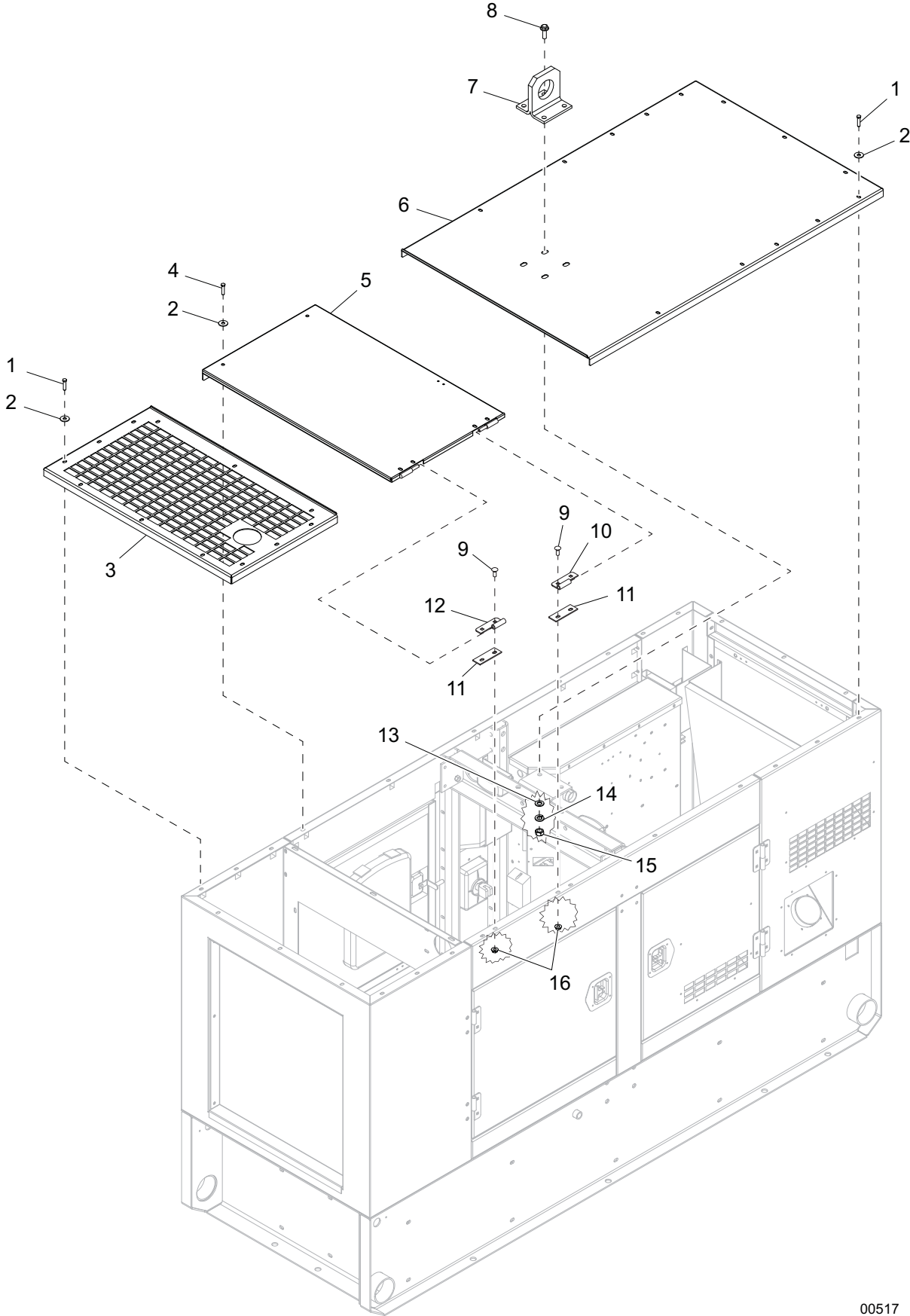


# UNIT DECALS - CONTROL BOX



**Note:** All safety and operating decals are located on decal sheet 37011, unless otherwise noted.

ROOF TO UNIT ASSEMBLY

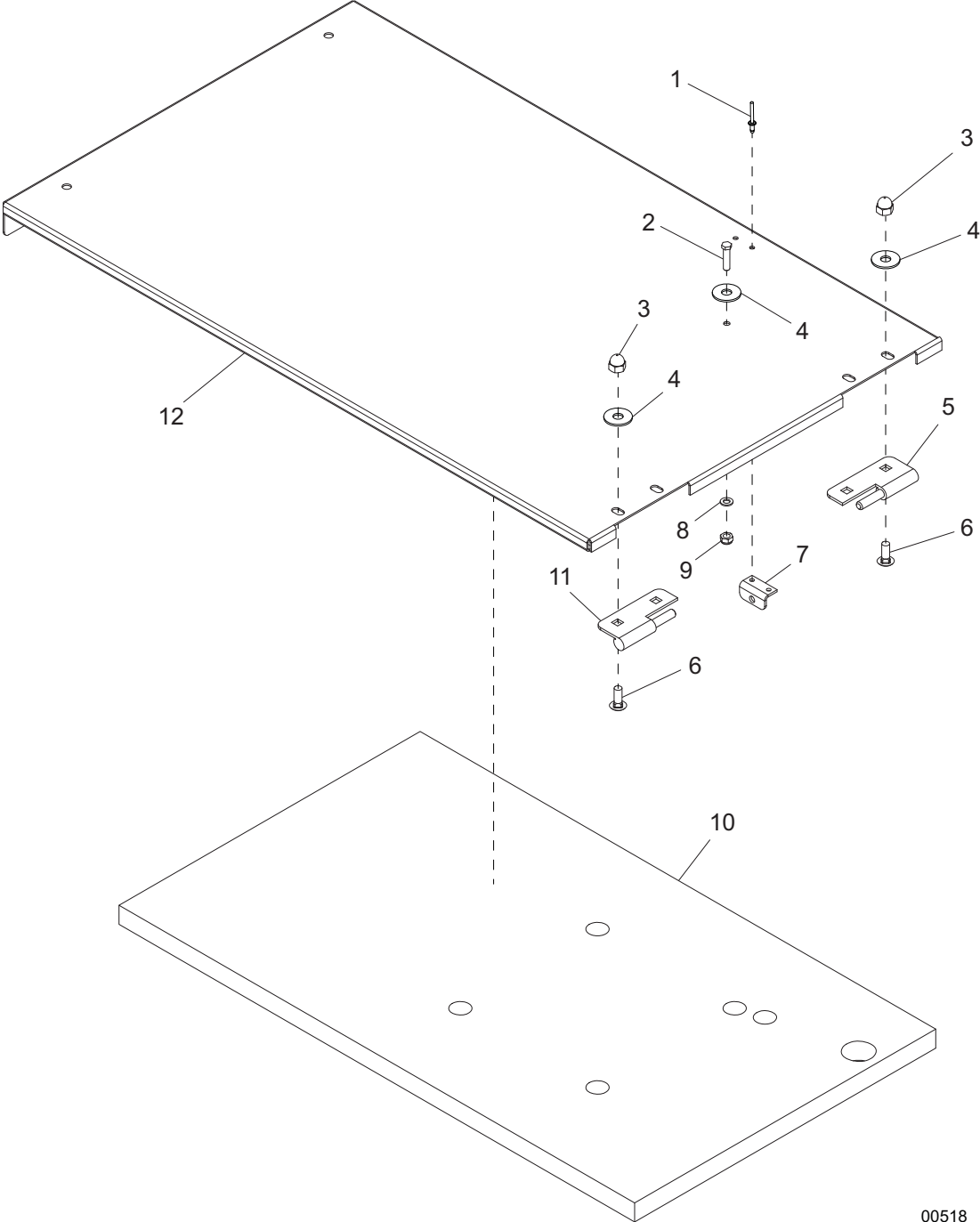


00517

## ROOF TO UNIT ASSEMBLY

ITEM	PART NO.	QTY	DESCRIPTION	NOTES
1	60507	25	Screw, .312-18x1.0 std hex, SS	
2	60452	27	Washer, .313 flat 1.125/1.0 bonded rubber, SS	
3	33695B	1	Panel, roof insert	
4	61052	2	Screw, .312-18x1.50 std hex, SS	
5	<a href="#">Page 12</a>	1	Assembly, roof access panel	
6	<a href="#">Page 14</a>	1	Assembly, roof	
7	22936B	1	Bracket, central lift point	
8	60065	4	Screw, M12-1.75x40 sflg hex, G10.8	
9	61066	4	Screw, .312-18x1.0 carr sqr, SS	
10	18462	1	Hinge, right (female)	
11	34678B	2	Spacer, 4.0x1.38x.125	
12	18460	1	Hinge, left (female)	
13	60012	4	Washer, M12 flat	
14	60011	4	Washer, M12 split lock	
15	60013	4	Nut, M12-1.75 hex, class 10	
16	60095	4	Nut, .312-18 sflg	
--	50354	1.67 ft	Seal, rubber - bubble type (.750)	Along inside edge of item 5 over hinges
--	50230	7.5 ft	Weatherstripping - .188x.500	Along inside edge of item 14
--	19351	6 ft	Seal, U-channel	Along upper outside edge of items 3 & 6

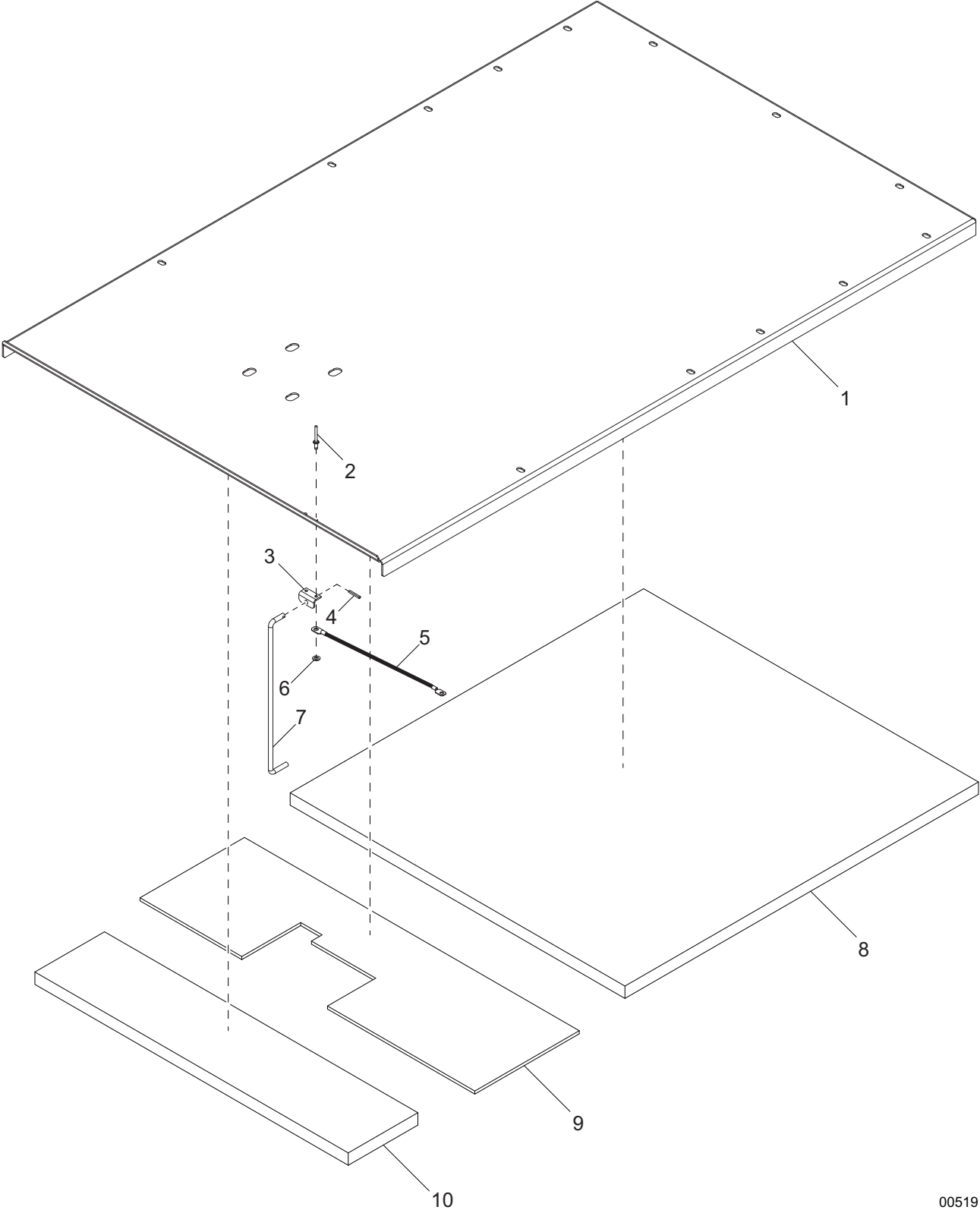
# ROOF ACCESS PANEL ASSEMBLY



## ROOF ACCESS PANEL ASSEMBLY

ITEM	PART NO.	QTY	DESCRIPTION	NOTES
1	60268	2	Rivet, .188 dia. x .126 to .250 grip, SS	
2	60684	1	Screw, .250-20x.875 std hex, SS	
3	63329	4	Nut, .312-18 acorn	
4	60452	5	Washer, .313 flat 1.125/1.0 bonded rubber, SS	
5	18459	1	Hinge, right (male)	
6	63328	4	Screw, .312-18x.500 button soc hex, SS	
7	20916Z	1	Bracket, prop rod	
8	60696	1	Washer, .250 flat .625/.050, SS	
9	60144	1	Nut, .250-20 nylock, G5	
10	33892	1	Foam, front roof access	
11	18461	1	Hinge, left (male)	
12	35063W	1	Panel, roof access	

ROOF ASSEMBLY

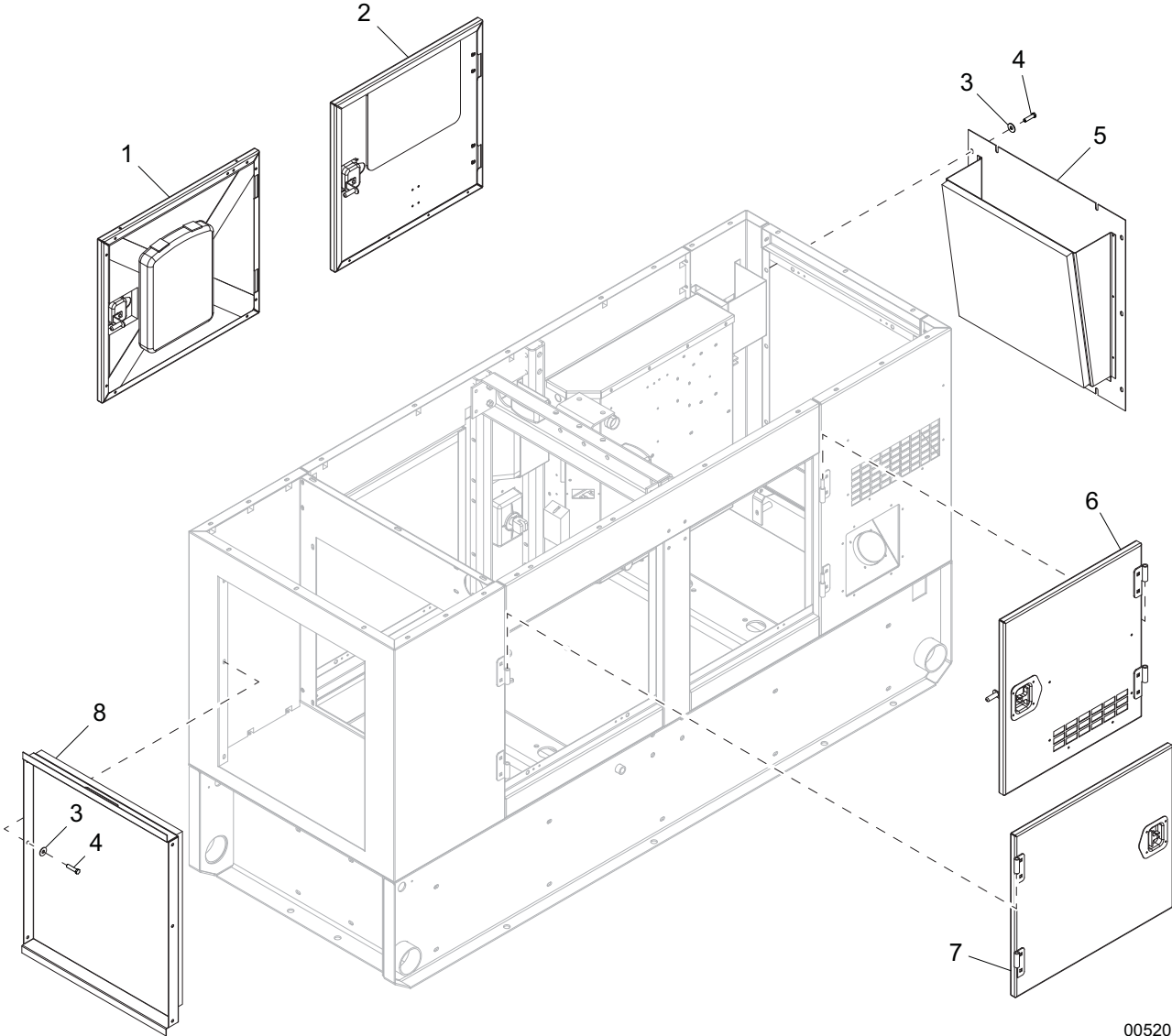


00519

## ROOF ASSEMBLY

ITEM	PART NO.	QTY	DESCRIPTION	NOTES
1	33670W	1	Panel, roof	
2	60260	2	Rivet, .188 dia. x .375 to .500 grip, SS	
3	20916Z	1	Bracket, prop rod	
4	60048	1	Pin, roll - .125x.625	
5	13926	1	Tether, cable steel - 14.50 long, .32 holes	
6	60041	2	Washer, M5 flat	
7	18900ZC	1	Rod, door prop	
8	33890	1	Foam, rear roof	
9	33893	1	Insulation, ceramic roof	
10	33891	1	Foam, front roof	

**DOORS, FRONT PANEL, AND REAR PANEL TO UNIT**



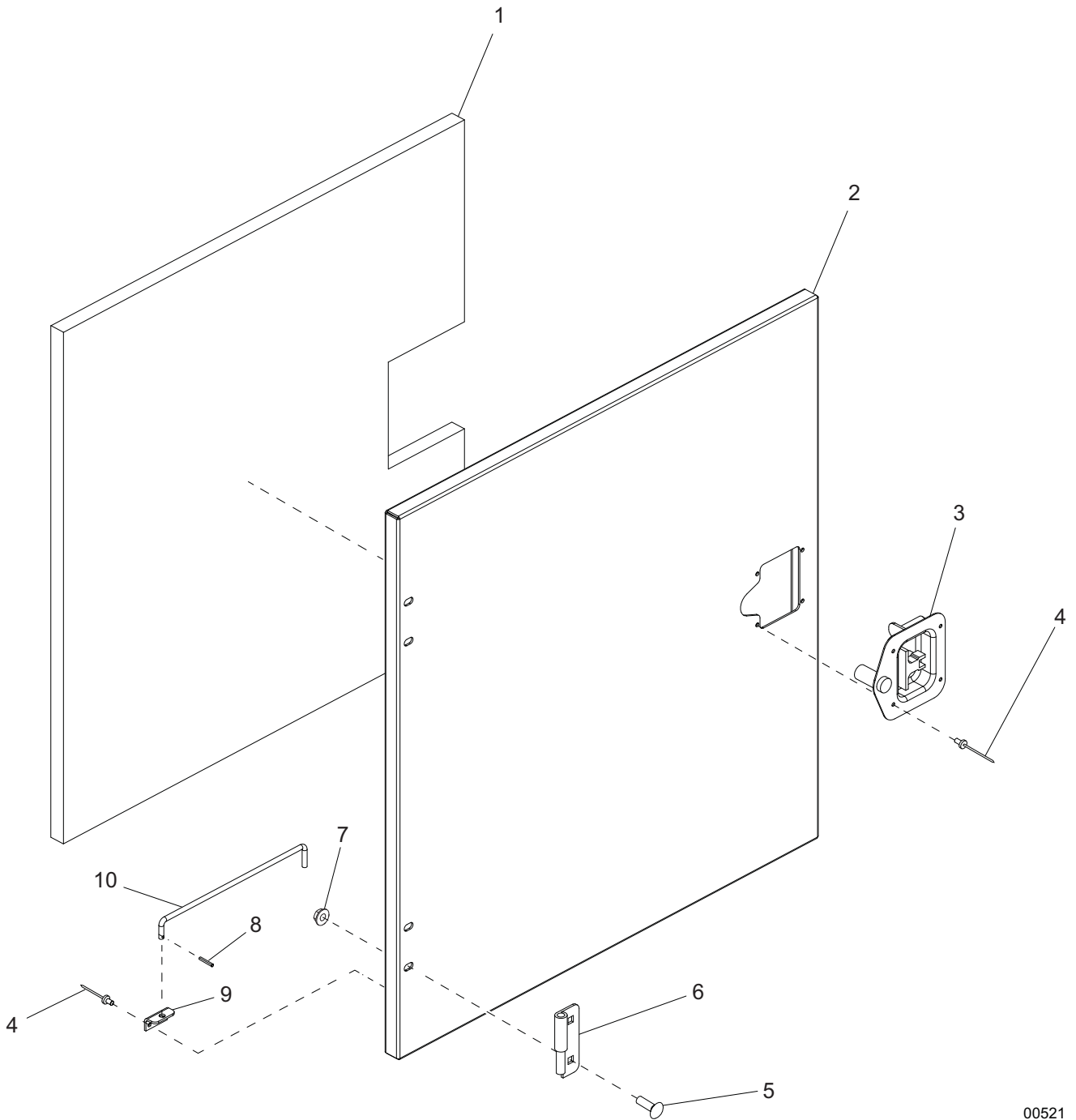
00520



## DOORS, FRONT PANEL, AND REAR PANEL TO UNIT

ITEM	PART NO.	QTY	DESCRIPTION	NOTES
1	<a href="#">Page 22</a>	1	Assembly, right front door	
2	<a href="#">Page 24</a>	1	Assembly, control door	
3	60452	16	Washer, .313 flat 1.125/1.0 bonded rubber, SS	
4	60507	16	Screw, .312-18x1.0 std hex, SS	
5	<a href="#">Page 28</a>	1	Assembly, rear panel	
6	<a href="#">Page 20</a>	1	Assembly, left rear door	
7	<a href="#">Page 18</a>	1	Assembly, left front door	
8	<a href="#">Page 26</a>	1	Assembly, front panel	
--	50187	26 ft	Seal, door D-shaped (.750)	Applied around door openings

# LEFT FRONT DOOR ASSEMBLY

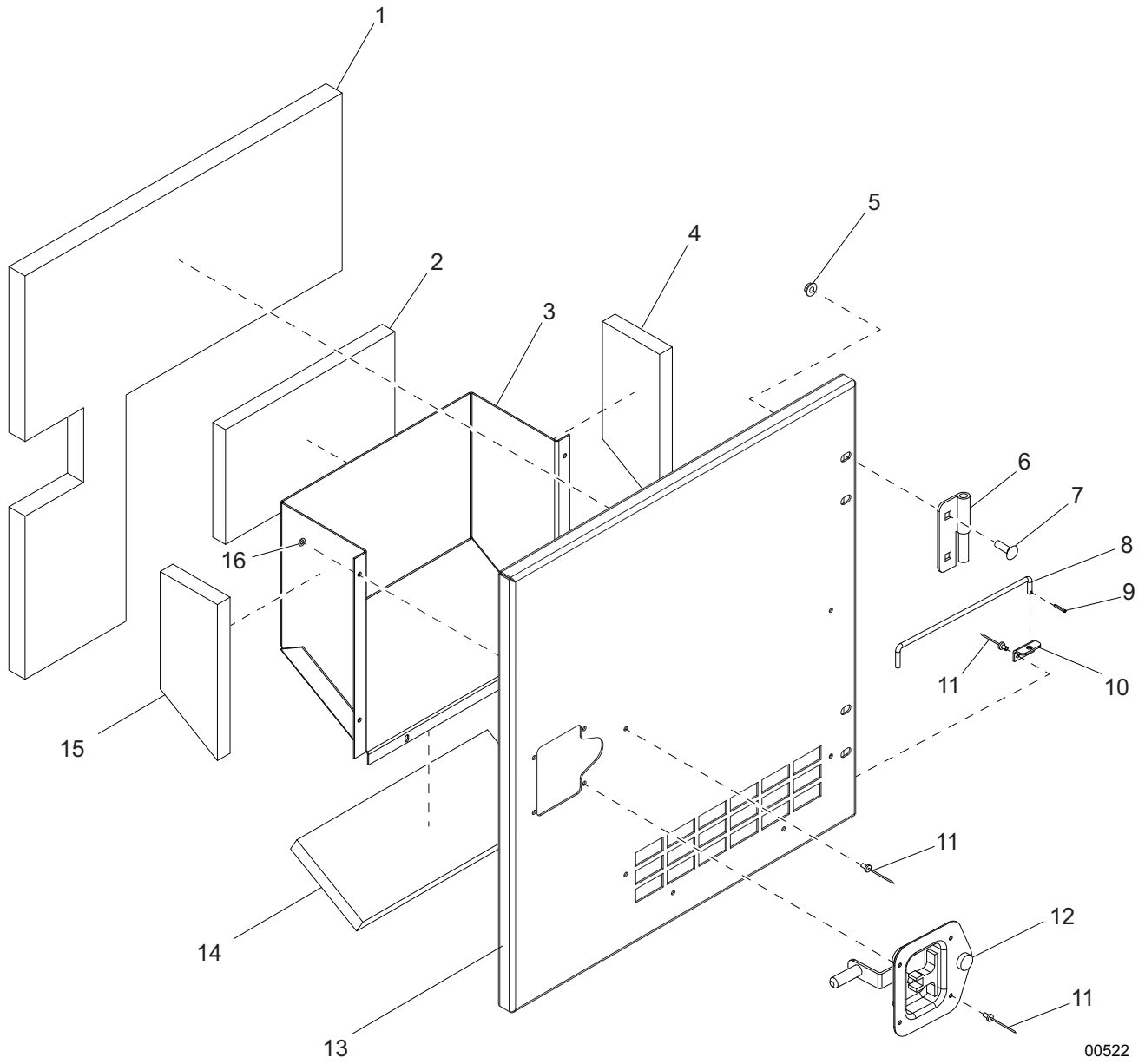


00521

## LEFT FRONT DOOR ASSEMBLY

ITEM	PART NO.	QTY	DESCRIPTION	NOTES
1	20969	1	Foam, door - front	
2	20907W	1	Door, front	
3	22497	1	Latch, T-handle - left cw lock	
4	60268	6	Rivet, .188 dia. x .126 to .250 grip, SS	
5	61066	4	Screw, .312-18x1.0 carr sqr, SS	
6	18459	2	Hinge, right (male)	
7	60095	4	Nut, .312-18 sflg	
8	60048	1	Pin, roll .125x.625	
9	20916Z	1	Bracket, prop rod	
10	18900ZC	1	Rod, door prop	
--	33674	1	Assembly, left front door	Items 1 - 10

# LEFT REAR DOOR ASSEMBLY

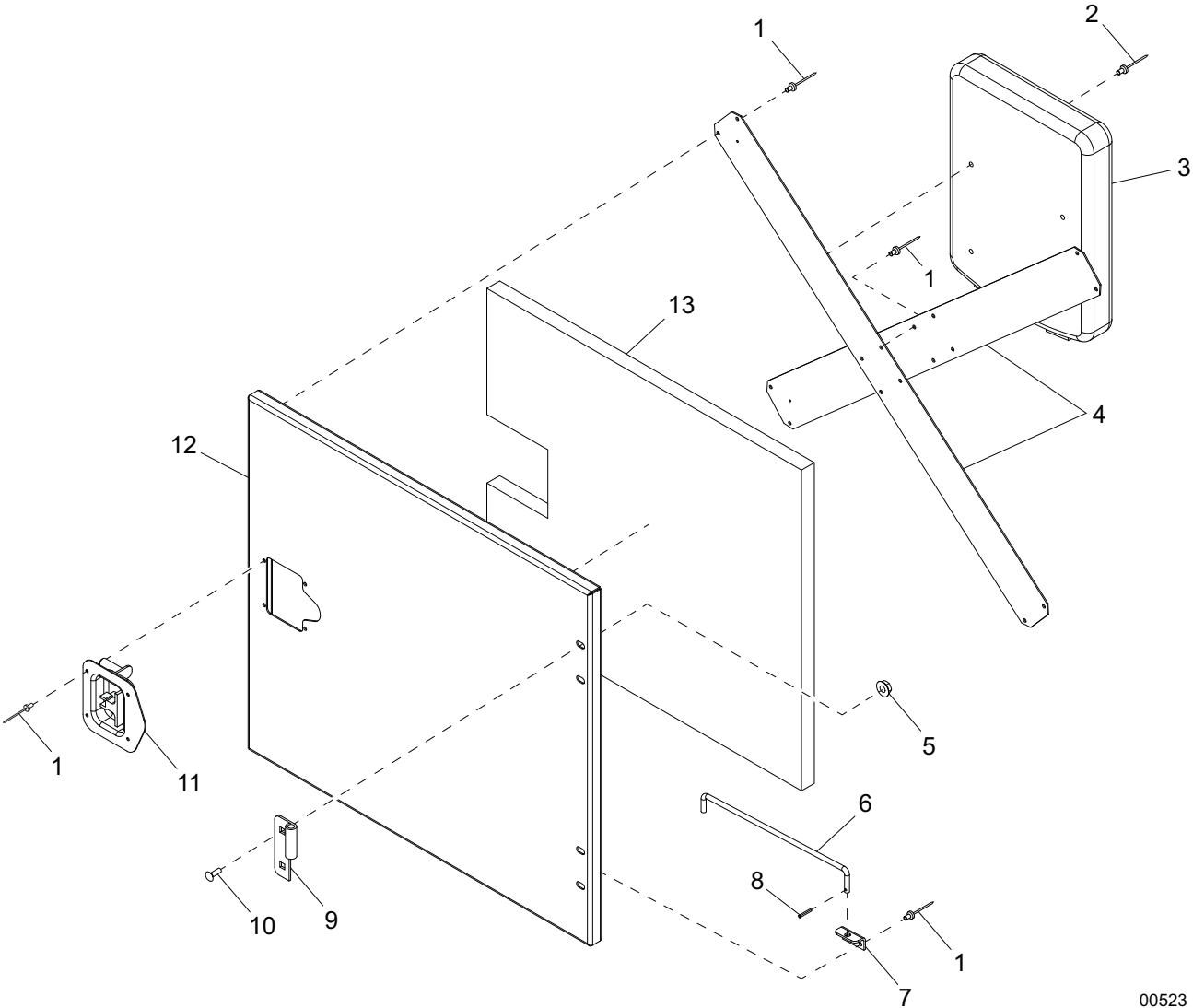


00522

## LEFT REAR DOOR ASSEMBLY

ITEM	PART NO.	QTY	DESCRIPTION	NOTES
1	22831	1	Foam, left rear door	
2	22845	1	Foam, door duct - face	
3	22823W	1	Duct, left rear door	
4	22842	1	Foam, door duct - left	
5	60095	4	Nut, .312-18 sflg	
6	18461	2	Hinge, left (male)	
7	61066	4	Screw, .312-18x1.0 carr sqr, SS	
8	18900ZC	1	Rod, door prop	
9	60048	1	Pin, roll .125x.625	
10	20916Z	1	Bracket, prop rod	
11	60268	12	Rivet, .188 dia. x .126 to .250 grip, SS	
12	22498	1	Latch, T-handle - right ccw lock	
13	22819W	1	Door, left rear	
14	22846	1	Foam, door duct - lower	
15	22841	1	Foam, door duct - right	
16	60041	6	Washer, M5 flat	
--	22821	1	Assembly, left rear door	Items 1 - 16

RIGHT FRONT DOOR ASSEMBLY

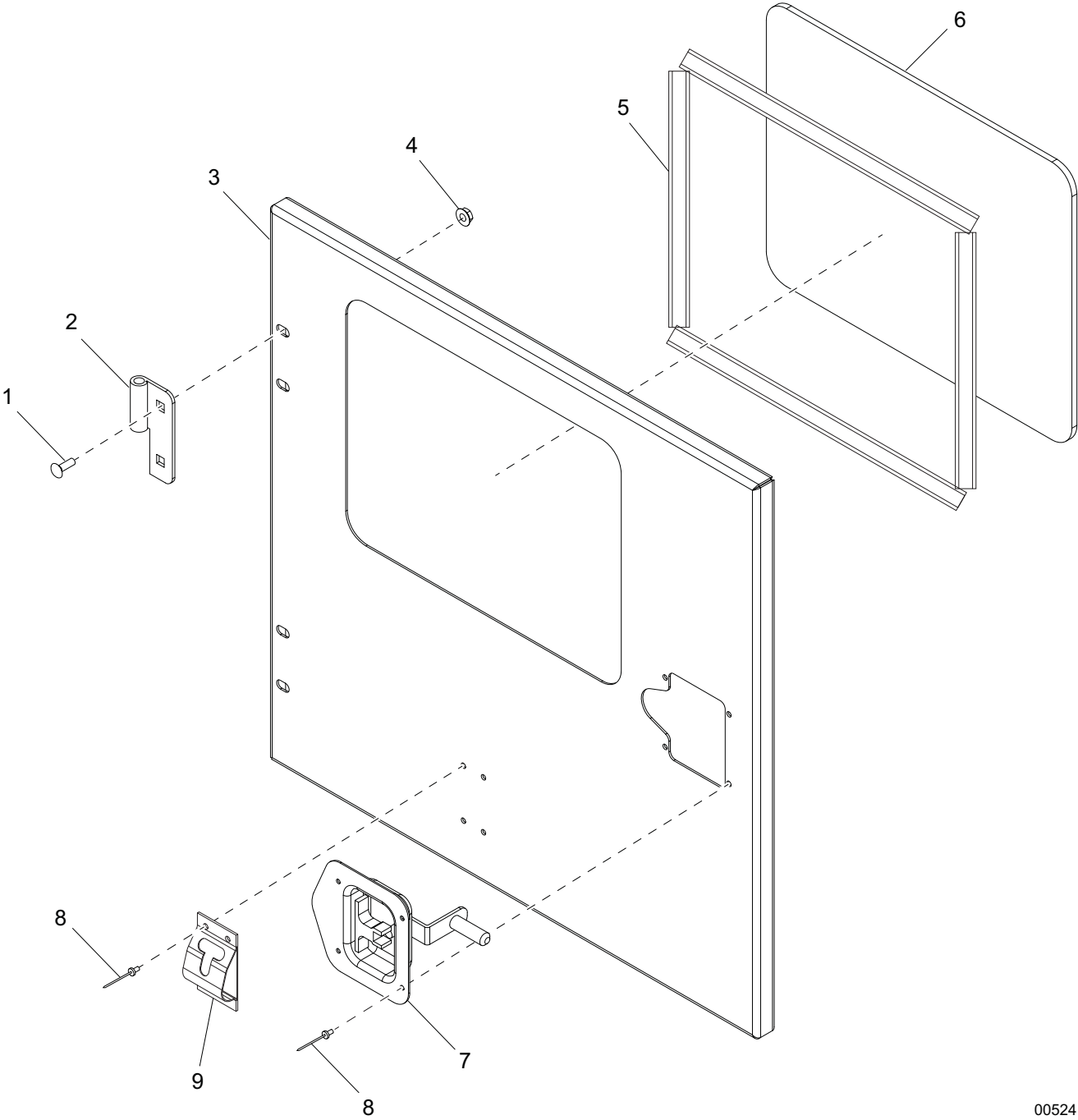


00523

## RIGHT FRONT DOOR ASSEMBLY

ITEM	PART NO.	QTY	DESCRIPTION	NOTES
1	60268	18	Rivet, .188 dia. x .126 to .250 grip, SS	
2	60195	2	Rivet, .188 dia. x .375 to .500 grip, SS	Large flange
3	24540	1	Holder, manual (plastic)	
4	20952B	2	Brace, door	
5	60095	4	Nut, .312-18 sflg	
6	18900ZC	1	Rod, door prop	
7	20916Z	1	Bracket, prop rod	
8	60048	1	Pin, roll .125x.625	
9	18461	2	Hinge, left (male)	
10	61066	4	Screw, .312-18x1.0 carr sqr, SS	
11	22498	1	Latch, T-Handle - right ccw lock	
12	21033W	1	Panel, door - right front	
13	20969	1	Foam, door - front	
--	22514	1	Assembly, right front door	Items 1 - 13

**CONTROL DOOR ASSEMBLY**



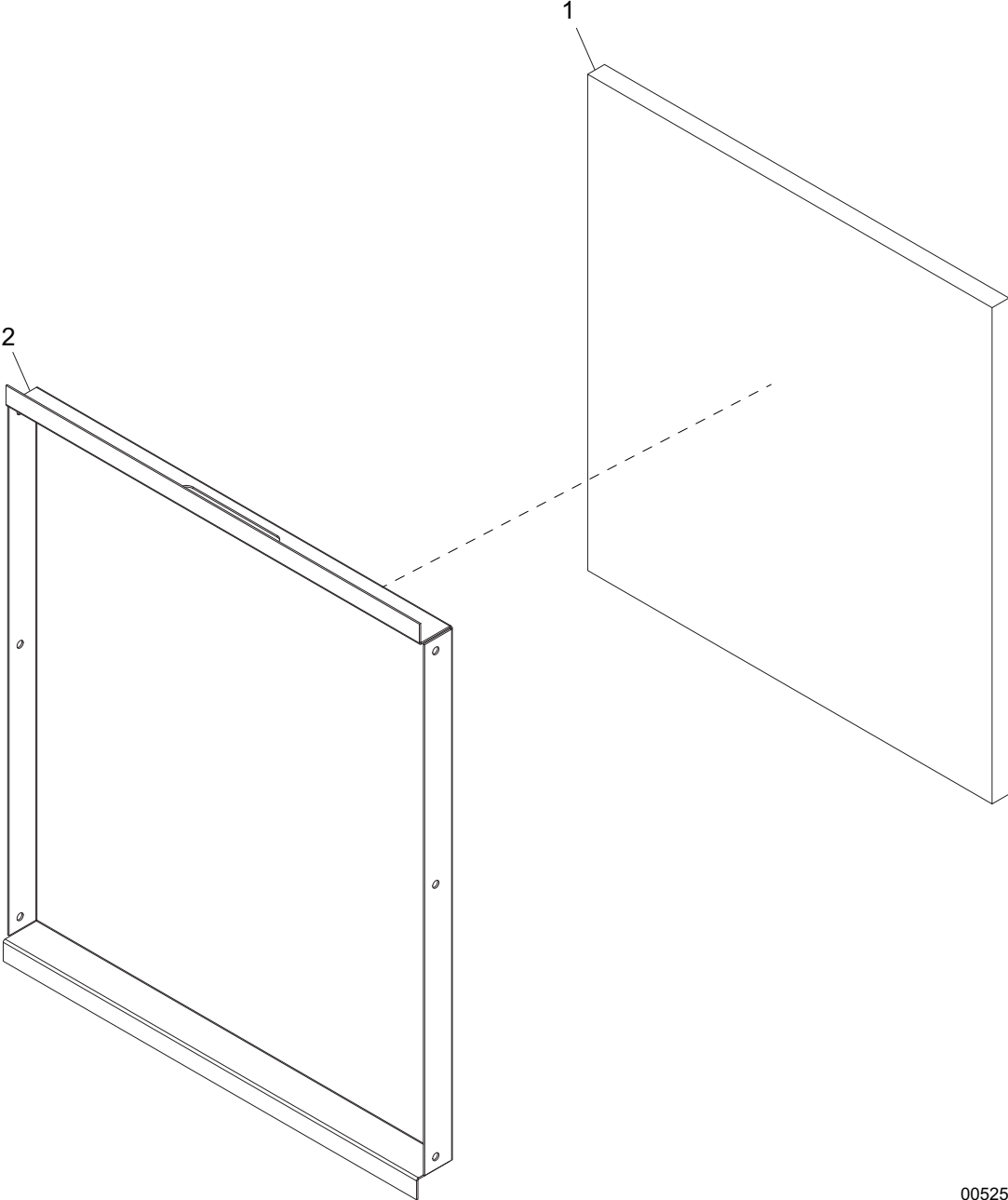
00524



## CONTROL DOOR ASSEMBLY

ITEM	PART NO.	QTY	DESCRIPTION	NOTES
1	61066	4	Screw, .312-18x1.0 carr sqr, SS	
2	18459	2	Hinge, right (male)	
3	27830W	1	Door, control	
4	60095	4	Nut, .312-18 sflg	
5	50192	4.58 ft	Tape, .500 in, double sided, type VHB	
6	21477	1	Window, control door	
7	27987	1	Latch, control door	
8	60268	8	Rivet, .188 dia. x .126 to .250 grip, SS	
--	27829	1	Assembly, control door	Items 1 - 8
9	62225	1	Latch, door - stainless cable w/ball	

FRONT PANEL ASSEMBLY

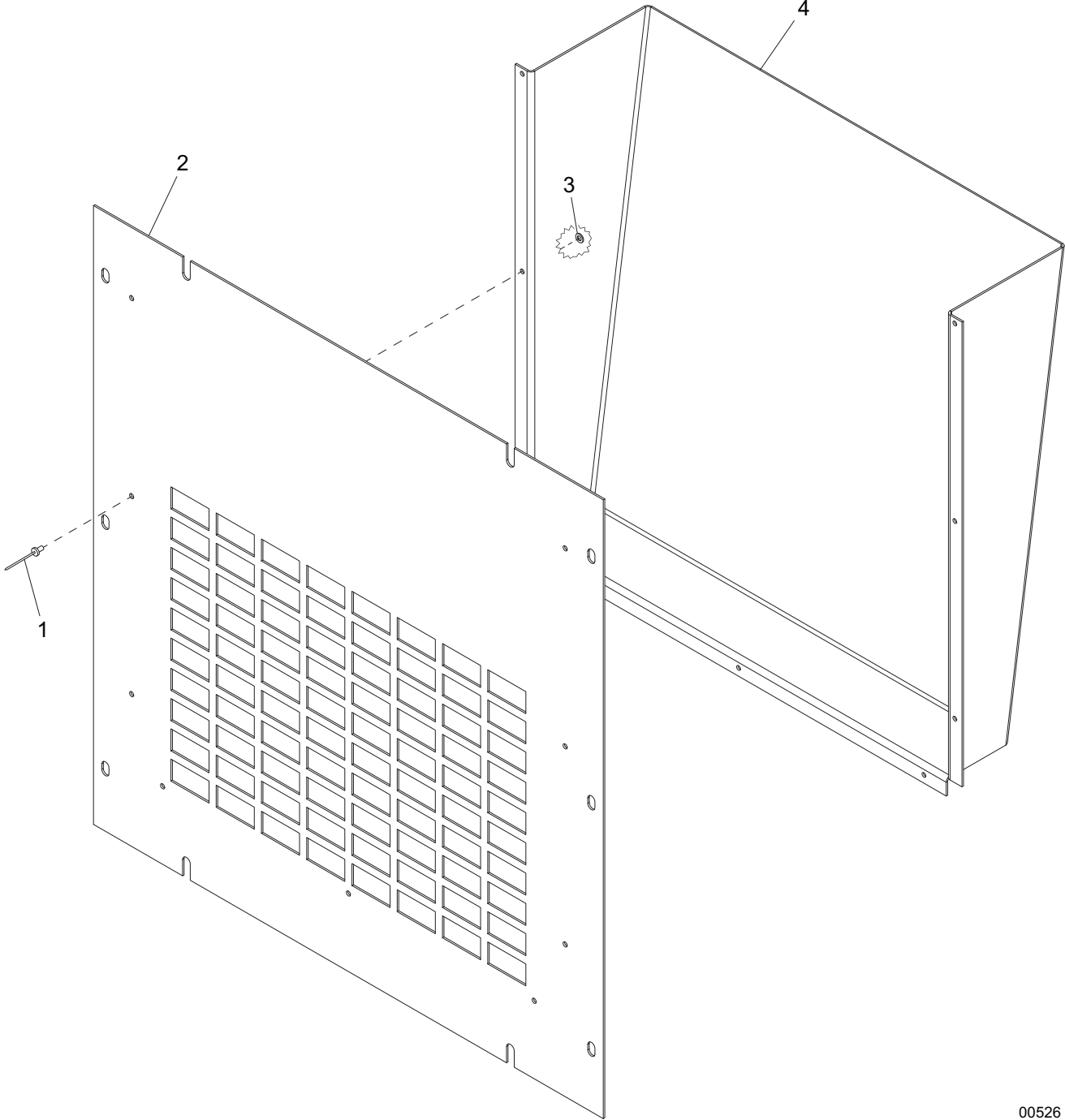


00525

## FRONT PANEL ASSEMBLY

ITEM	PART NO.	QTY	DESCRIPTION	NOTES
1	20936	1	Foam, front panel	
2	35071W	1	Panel, front flip insert	
--	50197	12 ft	Weatherstripping - .06x1.0	

REAR PANEL ASSEMBLY

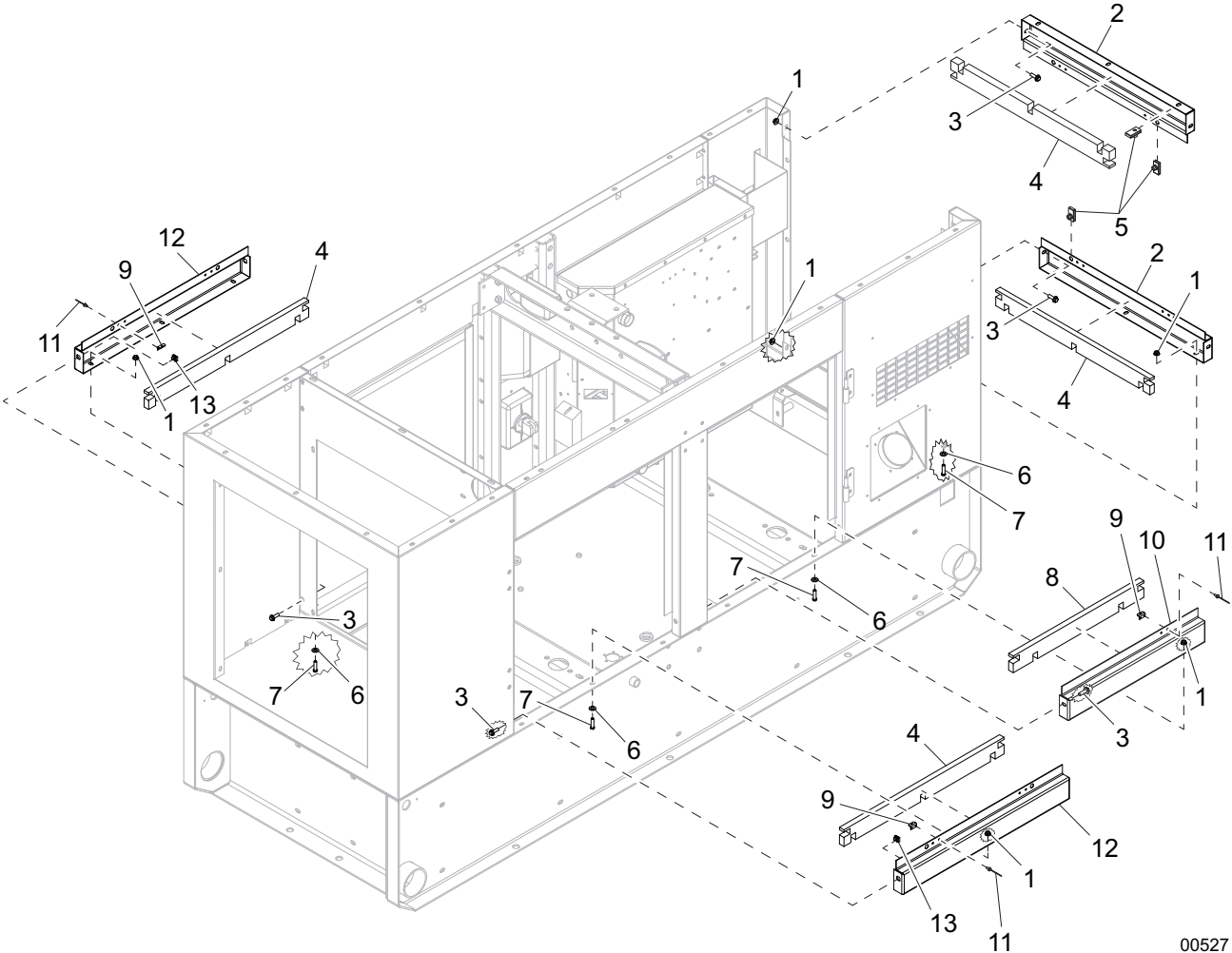


00526

## REAR PANEL ASSEMBLY

ITEM	PART NO.	QTY	DESCRIPTION	NOTES
1	60268	9	Rivet, .188 dia. x .126 to .250 grip, SS	
2	20877W	1	Panel, rear	
3	60041	9	Washer, M5 flat	
4	22730W	1	Duct, rear panel	
--	50197	12 ft	Weatherstripping - .06x1.0	

END AND SIDE PANELS TO UNIT

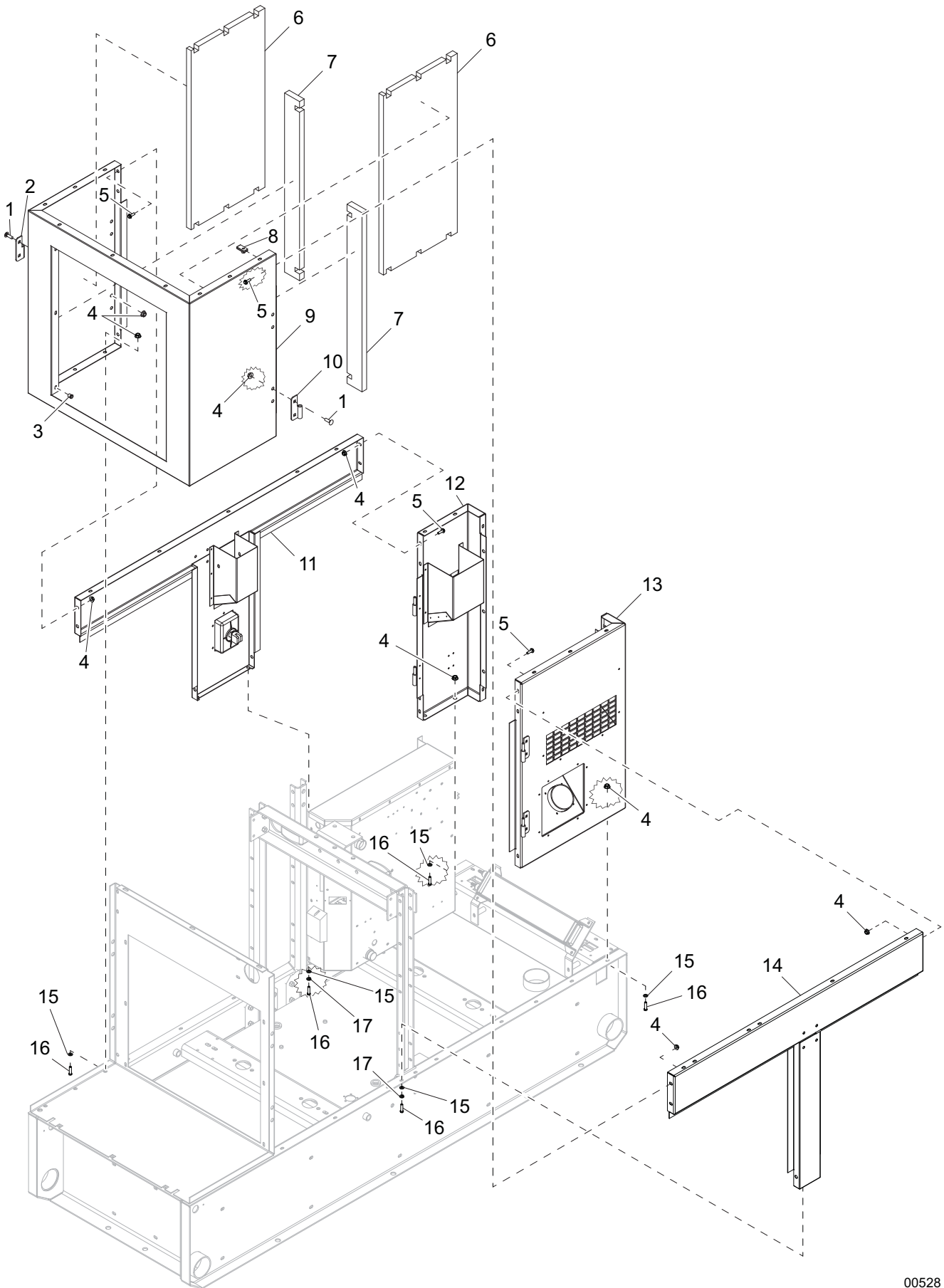


00527

## END AND SIDE PANELS TO UNIT

ITEM	PART NO.	QTY	DESCRIPTION	NOTES
1	60095	19	Nut, .312-18 sflg	
2	20888W	2	Panel, small	
3	61091	10	Screw, .312-18x1.0 sflg hex, G5	
4	20930	4	Foam, small panel	
5	60505	7	Nut, .312-18 U-clip - long type	
6	60340	11	Washer, .312 flat .875/.040, SS	
7	60507	11	Screw, .312-18x1.0 std hex, SS	
8	20931	1	Foam, small panel	
9	20916Z	3	Bracket, prop rod	
10	20898W	1	Panel, small - rear	
11	60268	6	Rivet, .188 dia. x .126 to .250 grip, SS	
12	30834W	2	Panel, small - front	
13	15425	2	Nut, .312-18 cage	

# CENTER AND CORNER PANELS TO UNIT



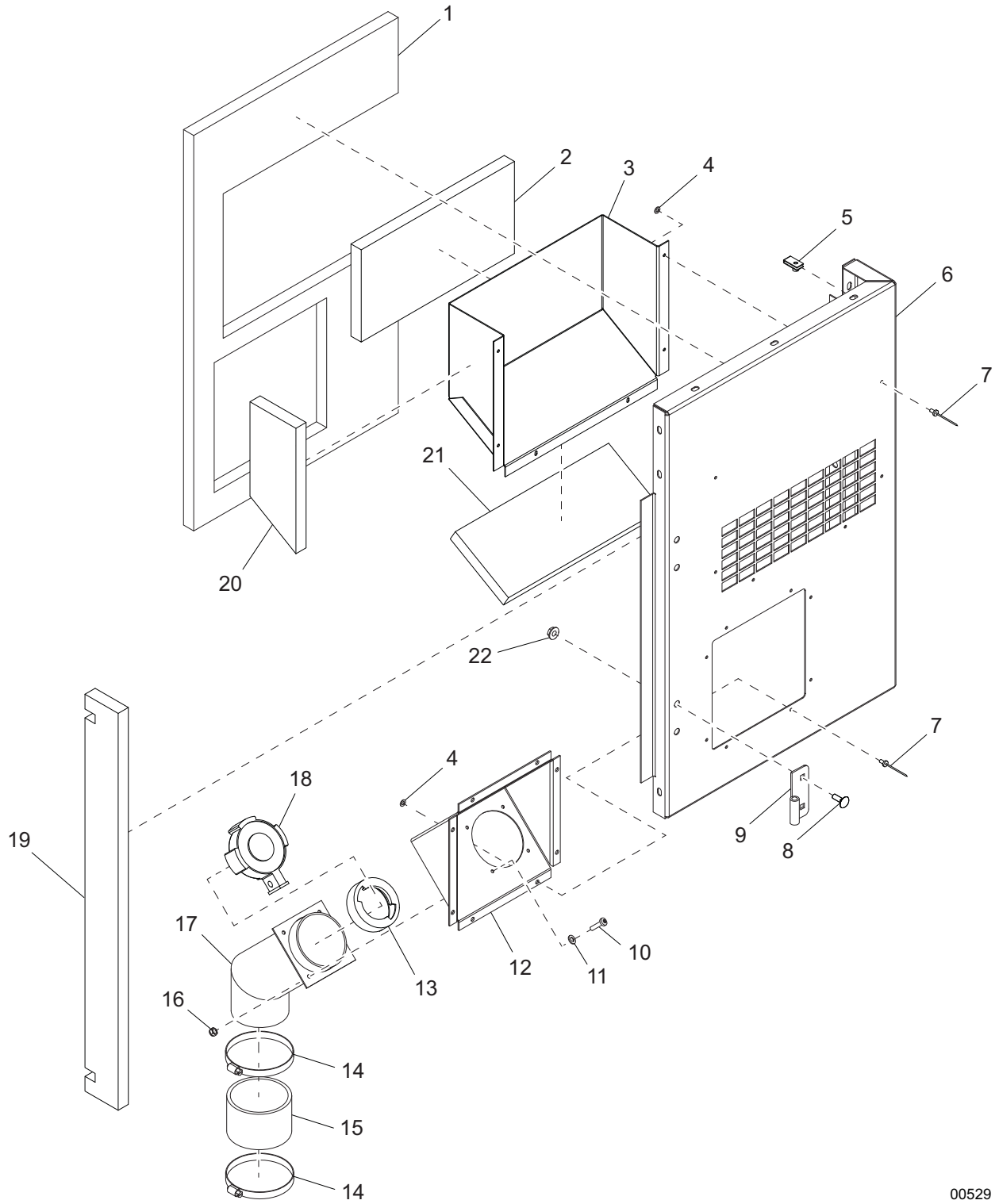
00528



## CENTER AND CORNER PANELS TO UNIT

ITEM	PART NO.	QTY	DESCRIPTION	NOTES
1	61066	8	Screw, .312-18x1.0 carr sqr, SS	
2	18460	2	Hinge, left (female)	
3	63097	6	Insert, threaded .313-18 hex .027-.150 grip	
4	60095	27	Nut, .312-18 sflg	
5	61091	8	Screw, .312-18x1.0 sflg hex, G5	
6	22827	2	Foam, front corner	
7	20932	2	Foam, corner common	
8	60505	9	Nut, .312-18 U-clip - long type	
9	35072W	1	Panel, front enclosure	
10	18462	2	Hinge, right (female)	
11	<a href="#">Page 40</a>	1	Assembly, right center panel	
12	<a href="#">Page 36</a>	1	Assembly, right rear corner	
13	<a href="#">Page 34</a>	1	Assembly, left rear corner	
14	<a href="#">Page 38</a>	1	Assembly, left center panel	
15	60340	15	Washer, .312 flat .875/.040, SS	
16	60507	15	Screw, .312-18x1.0 std hex, SS	
17	60701	4	Washer, .312 split lock, SS	

# LEFT REAR CORNER ASSEMBLY

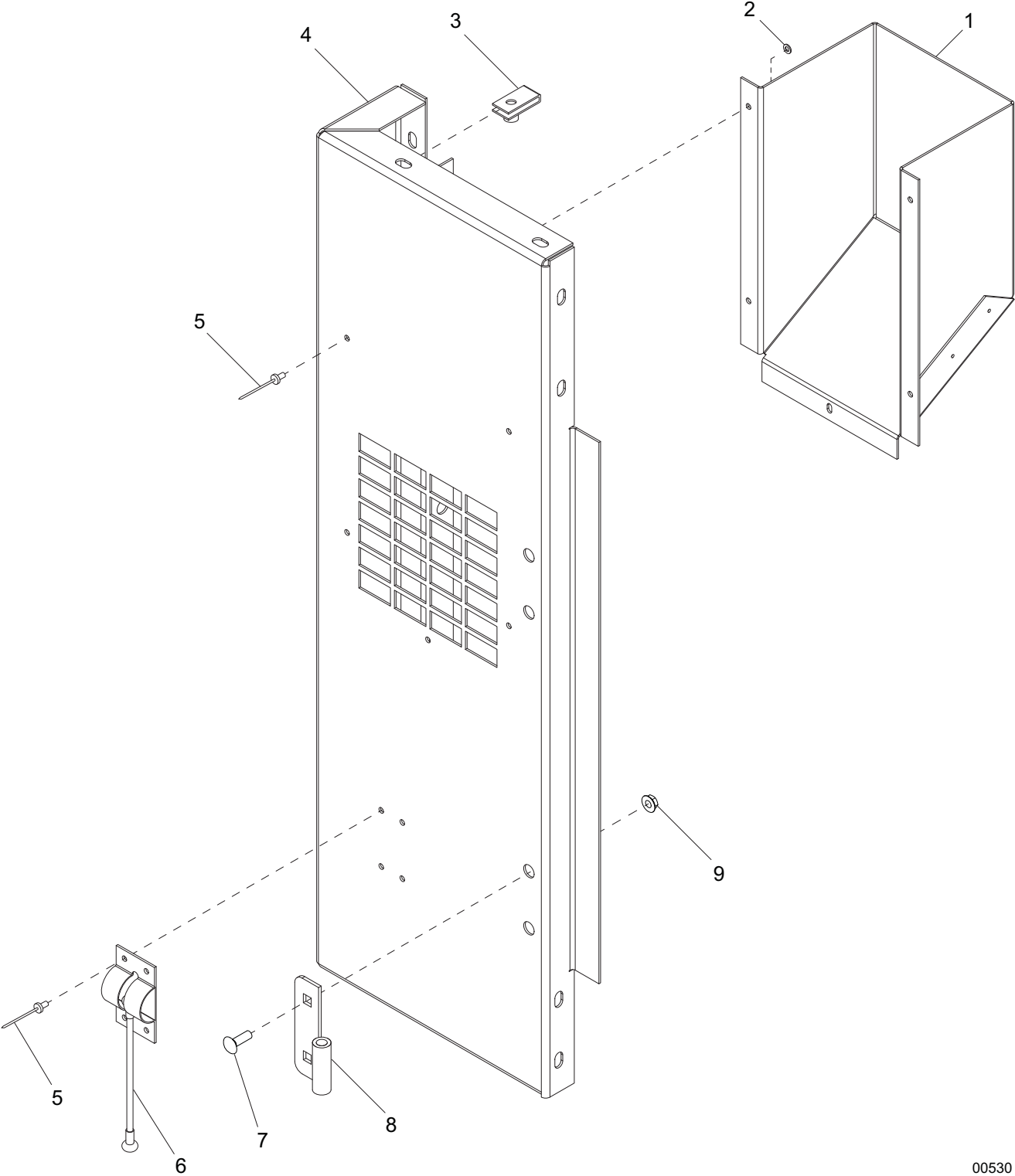


00529

## LEFT REAR CORNER ASSEMBLY

ITEM	PART NO.	QTY	DESCRIPTION	NOTES
1	27744	1	Foam, right rear corner	
2	22843	1	Foam, side air duct - face	
3	22786W	1	Duct, side air	
4	60041	14	Washer, M5 flat	
5	60505	6	Nut, .312-18 U-clip - long type	
6	27742W	1	Panel, left rear corner	
7	60268	14	Rivet, .188 dia. x .126 to .250 grip, SS	
8	61066	4	Screw, .312-18x1.0 carr sqr, SS	
9	18460	2	Hinge, left (female)	
10	60446	4	Screw, M5-.80x20 pan phil, SS	
11	60067	4	Washer, #10 flat .435/.060, SS	
12	23697B	1	Panel, fuel inlet	
13	23830	1	Insert, plastic fuel - 3.5 in	
14	19842	2	Clamp, hose - SAE 072 (4.06-5.00)	
15	19612	1	Hose, air/fuel - 4.0 in	
16	60038	4	Nut, M5-.80 nylock, class 6	
17	23710B	1	Weldment, 3.50 fuel fill neck	
18	23707	1	Cap, fuel fill - 3.50	
19	20932	1	Foam, corner common	
20	22841	1	Foam, side air duct - right	
21	22844	1	Foam, side air duct - lower	
22	60095	4	Nut, .312-18 sflg	
--	60707	1.67 ft	Chain, sash - no. 8, SS	
--	27743	1	Assembly, left rear corner	Items 1 - 22

**RIGHT REAR CORNER ASSEMBLY**

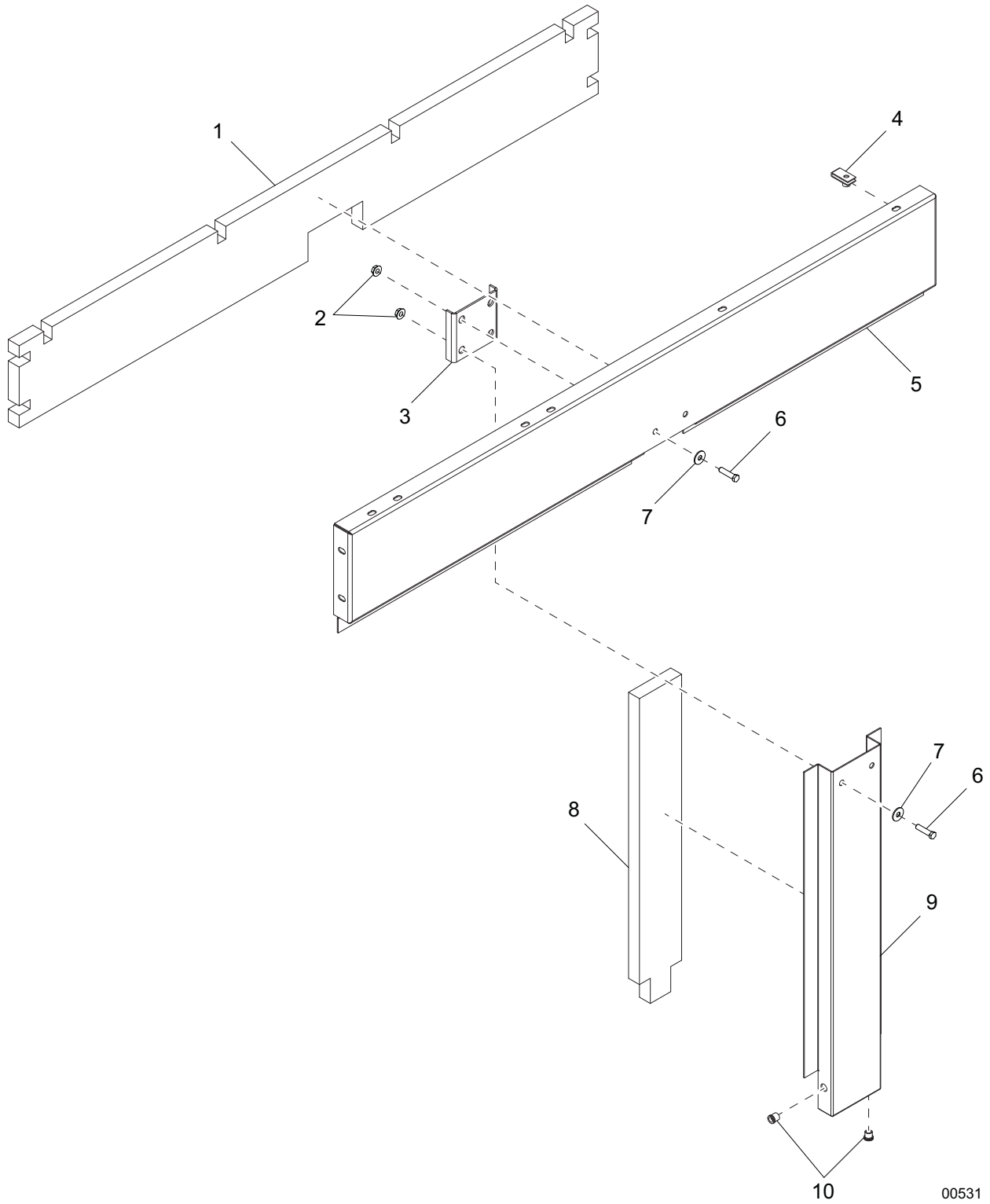


00530

## RIGHT REAR CORNER ASSEMBLY

ITEM	PART NO.	QTY	DESCRIPTION	NOTES
1	34090W	1	Duct, air	
2	60041	5	Washer, M5 flat	
3	60505	5	Nut, .312-18 U-clip - long type	
4	34087W	1	Panel, right rear corner	
5	60268	9	Rivet, .188 dia. x .126 to .250 grip, SS	
6	62225	1	Latch, door - stainless cable w/ball	
7	61066	4	Screw, .312-18x1.0 carr sqr, SS	
8	18462	2	Hinge, right (female)	
9	60095	4	Nut, .312-18 sflg	
--	33798	1	Assembly, right rear corner	Items 1 - 9

# LEFT CENTER PANEL ASSEMBLY

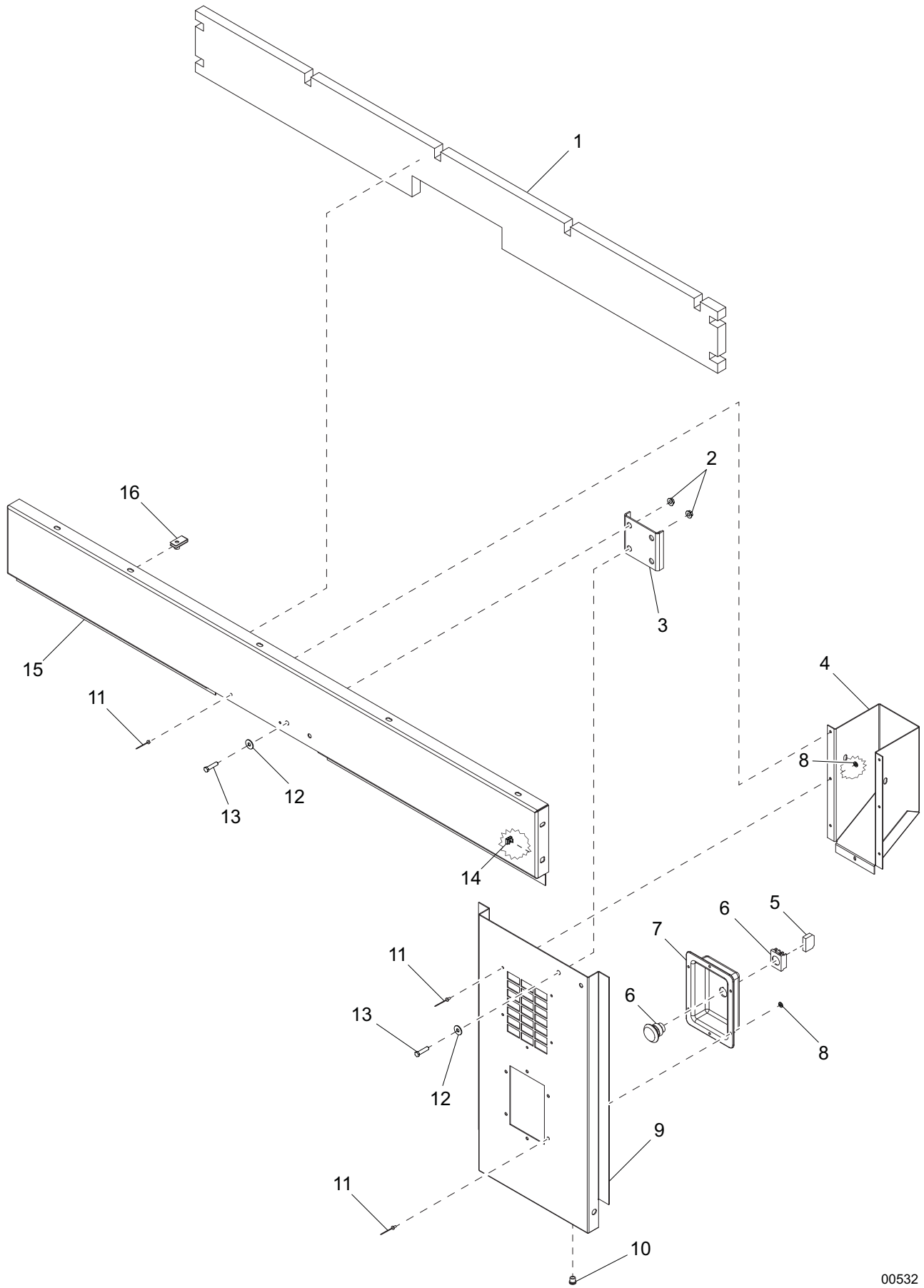


00531

## LEFT CENTER PANEL ASSEMBLY

ITEM	PART NO.	QTY	DESCRIPTION	NOTES
1	20926	1	Foam, top side - left	
2	60095	4	Nut, .312-18 sflg	
3	20906W	1	Bracket, side stiffener	
4	60505	2	Nut, .312-18 U-clip - long type	
5	33821W	1	Panel, top side - left	
6	60687	4	Screw, .312-18x.750 std hex, SS	
7	60452	4	Washer, .313 flat 1.125/1.0 bonded rubber, SS	
8	20929	1	Foam, center side	
9	20896W	1	Panel, center side	
10	62133	4	Insert, threaded .312-18 splined .027-.150 grip	

# RIGHT CENTER PANEL ASSEMBLY



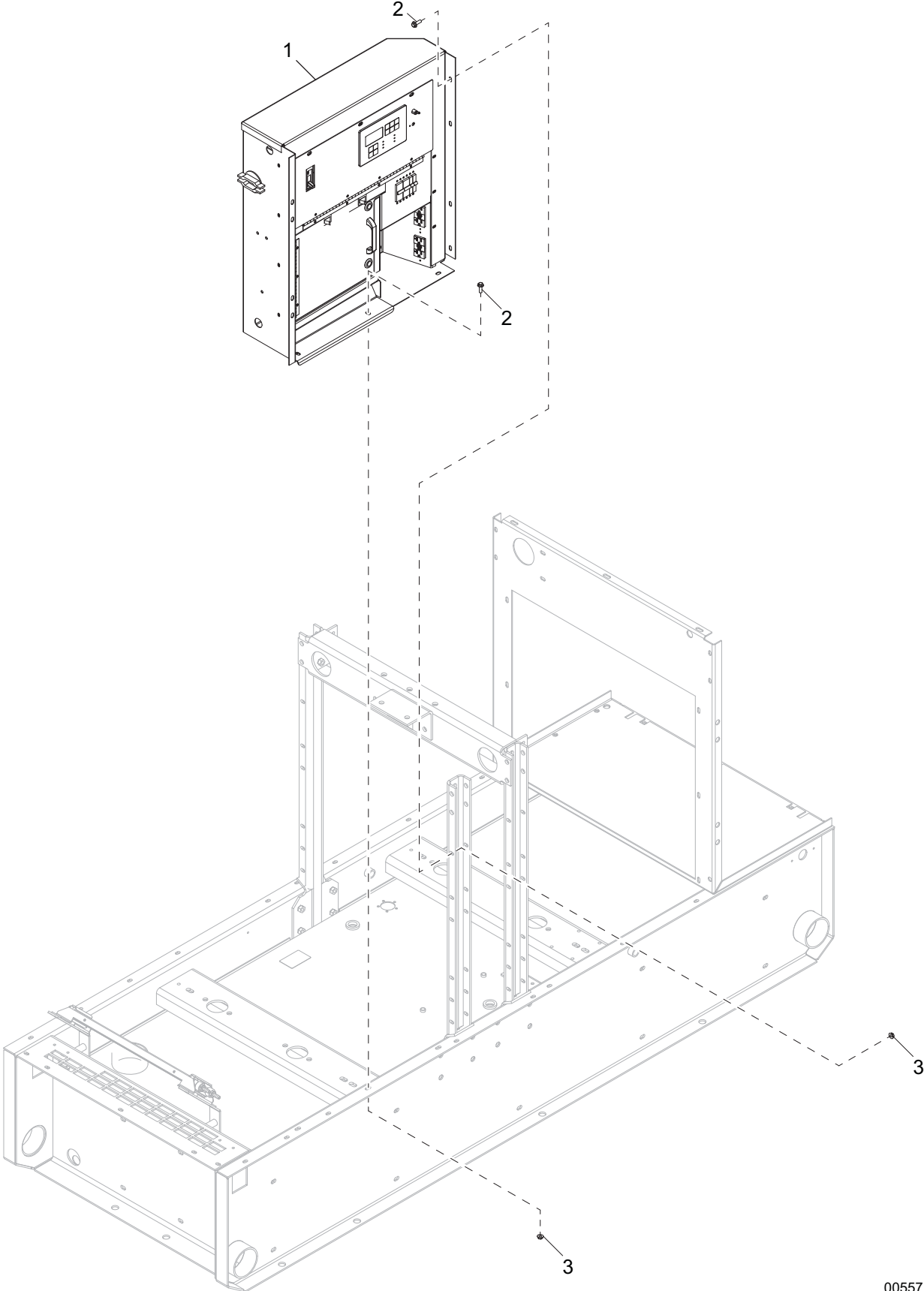
00532



## RIGHT CENTER PANEL ASSEMBLY

ITEM	PART NO.	QTY	DESCRIPTION	NOTES
1	33871	1	Foam, top side - right	
2	60095	4	Nut, .312-18 sflg	
3	20906W	1	Bracket, side stiffener	
4	34093W	1	Duct, side air	
5	65584	1	Block, emergency stop contactor - NO/NO	
6	65470	1	Switch, emergency stop operator	
7	30645	1	Panel, emergency stop	
8	60041	11	Washer, M5 flat	
9	34089W	1	Panel, center side	
10	62133	3	Insert, threaded .312-18 splined .027-.150 grip	
11	60268	13	Rivet, .188 dia. x .126 to .250 grip, SS	
12	60452	4	Washer, .313 flat 1.125/1.0 bonded rubber, SS	
13	60687	4	Screw, .312-18x.750 std hex, SS	
14	15425	1	Nut, .312-18 cage	
15	34088W	1	Panel, top side	
16	60505	5	Nut, .312-18 U-clip - long type	

**CONTROL BOX TO UNIT ASSEMBLY**

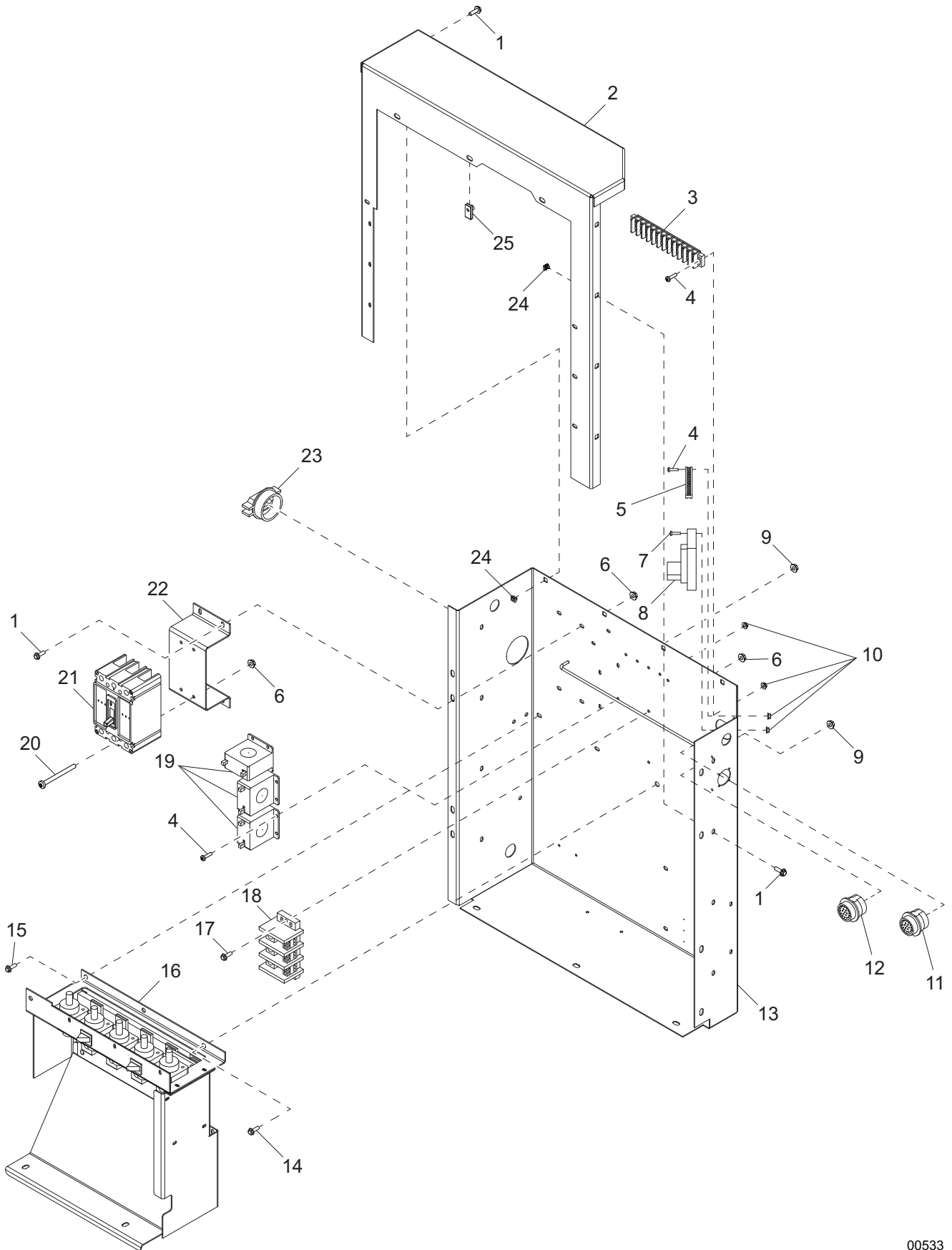


00557

## CONTROL BOX TO UNIT ASSEMBLY

ITEM	PART NO.	QTY	DESCRIPTION	NOTES
1	<a href="#">Page 44</a>	1	Assembly, control box	
2	60616	7	Screw, .312-18x.750 sflg hex, G5	
3	60095	7	Nut, .312-18 sflg	

# CONTROL BOX ASSEMBLY (1 OF 2)

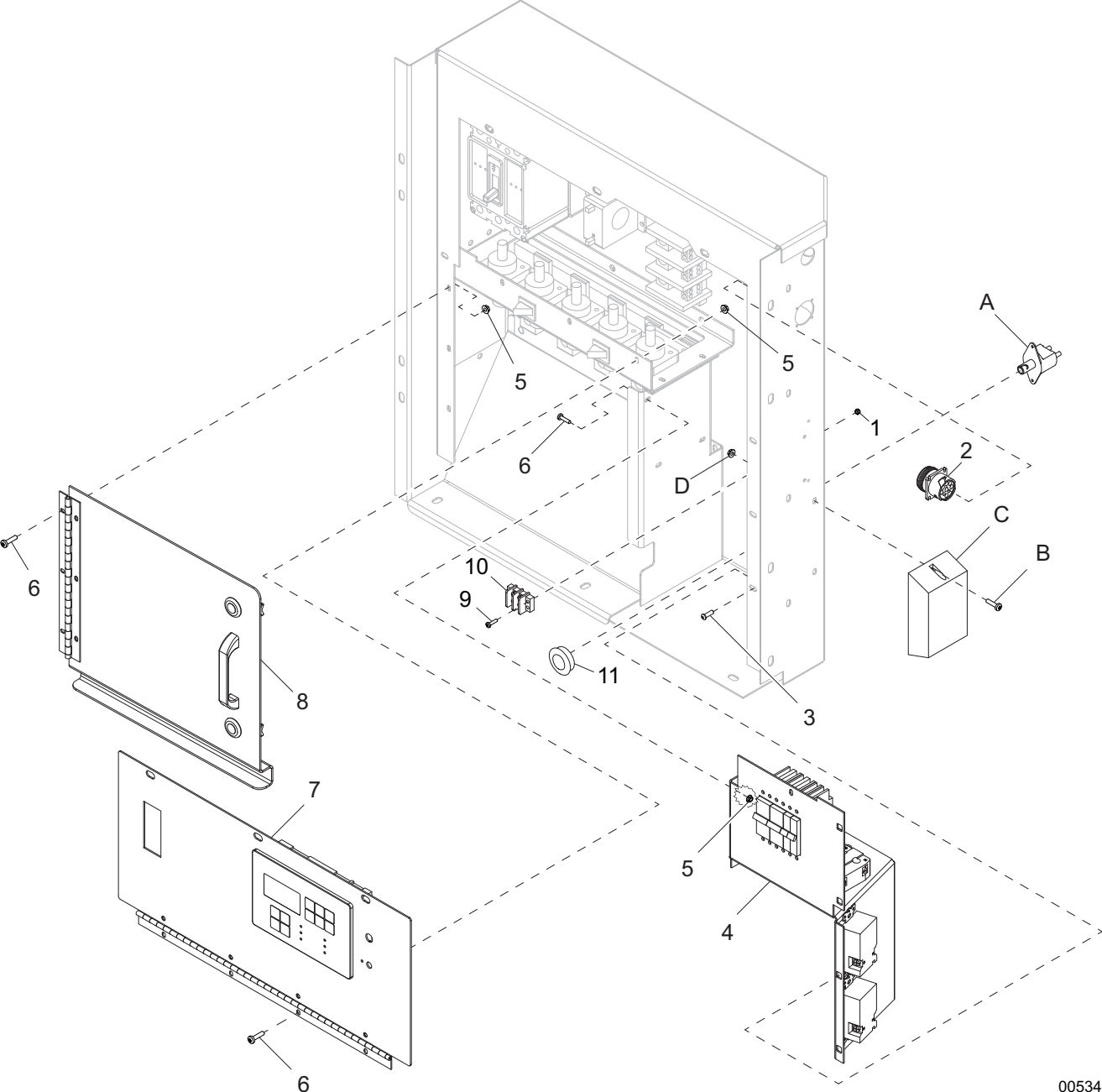


00533

## CONTROL BOX ASSEMBLY (1 OF 2)

ITEM	PART NO.	QTY	DESCRIPTION	NOTES
1	60175	16	Screw, .250-20x.500 sflg hex, G5	
2	27826W	1	Panel, control box cover	
3	14203	1	Block, terminal - 10 pos	
4	60062	10	Screw, 10-32x.750 pan phil, G2	
5	14204	1	Kit, ground bar	
6	60161	6	Nut, .250-20 sflg, G5	
7	60397	2	Screw, 10-32x1.0 pan phil, G2	
8	18556	1	Regulator, voltage - SE350	
9	60145	3	Nut, .375-16 sflg	
10	61045	12	Nut, 10-32 sflg	
11	28704	1	Connector, Deutsch - 31 pos. receptacle	
12	65309	1	Connector, Deutsch - 21 pos. receptacle	
13	27819B	1	Weldment, control box	
14	60487	1	Screw, .375-16x1.50 sflg hex, G5	
15	60451	2	Screw, .375-16x.625 flg hex	
16	<a href="#">Page 50</a>	1	Assembly, lug box	
17	60479	2	Screw, .250-20x1.0 sflg hex, G5	
18	65356	1	Block, terminal - 3 pole, Bussman	
19	65685	3	Transformer, current - terminals (200:5A)	
20	60143	4	Screw, .250-20x2.0 pan phil, G5	
21	65452	1	Breaker, 225A	
22	27890B	1	Bracket, breaker	
23	65788	1	Strain relief - 2.0 Romex w/nut	
24	15424	12	Nut, .250-20 cage, G5	
25	61143	3	Nut, .250-20 U-clip - short type	
--	65416	2	Nut, Deutsch HDP series	
--	65417	2	Washer, lock Deutsch HDP series	

CONTROL BOX ASSEMBLY (2 OF 2)

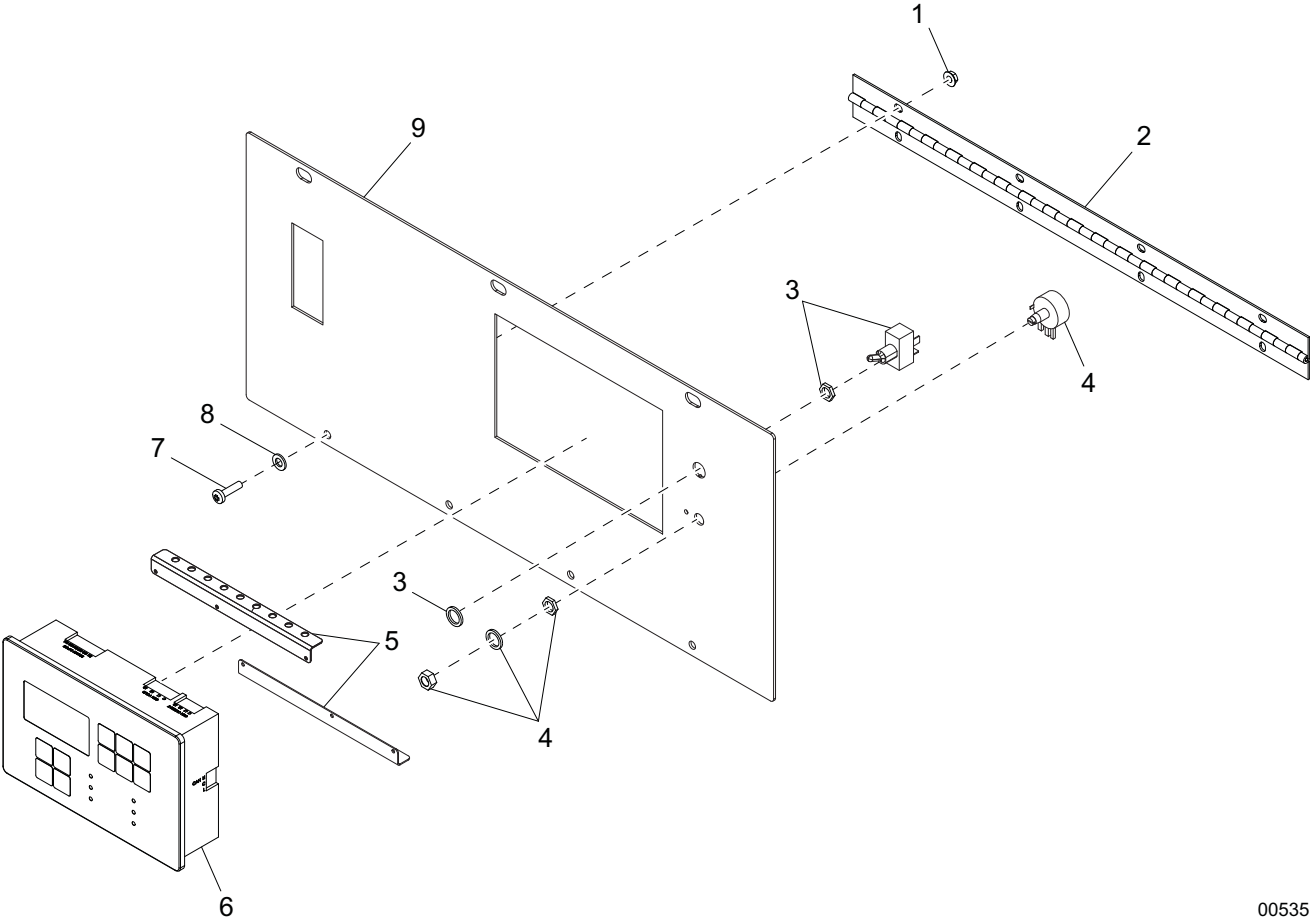


00534

## CONTROL BOX ASSEMBLY (2 OF 2)

ITEM	PART NO.	QTY	DESCRIPTION	NOTES
1	60728	2	Nut, 6-32 nylock, G5	
2	66490	1	Connector, Deutsch - 12 pos. receptacle flange	
3	62122	4	Screw, .250-20x.500 button hex, SS	
4	<a href="#">Page 54</a>	1	Assembly, receptacle panel	
5	61045	10	Nut, 10-32 sflg	
6	60398	10	Screw, 10-32x.500 pan phil, SS	
7	<a href="#">Page 48</a>	1	Assembly, control panel	
8	<a href="#">Page 52</a>	1	Assembly, lug box door	
9	60046	2	Screw, 6-32x.750 pan phil, G2	
10	18890	1	Block, terminal - 2 pos	
11	61037	1	Plug, hole - 1.75 dia	
--	67992	1	Wire group - control box	
--	24017	1	Wire group - AC	
<b>OPTIONAL FEATURES</b>				
<i>Battery Disconnect:</i>				
A	21489	1	Switch, battery disconnect - 500A cont	
<i>Battery Charger:</i>				
B	60648	2	Screw, 10-32x.500 pan phil, thread forming, G2	
C	65326	1	Charger, battery - 2A, 3 stage, 1 output	
D	61045	2	Nut, 10-32 sflg	
--	65285	1	Receptacle - 120V/15A inlet (Edison)	
--	60364	2	Screw, 10-16x.500 std hex, self drilling, G2	To attach receptacle 65285
<i>Hotstart:</i>				
--	65285	1	Receptacle - 120V/15A inlet (Edison)	

# CONTROL PANEL ASSEMBLY



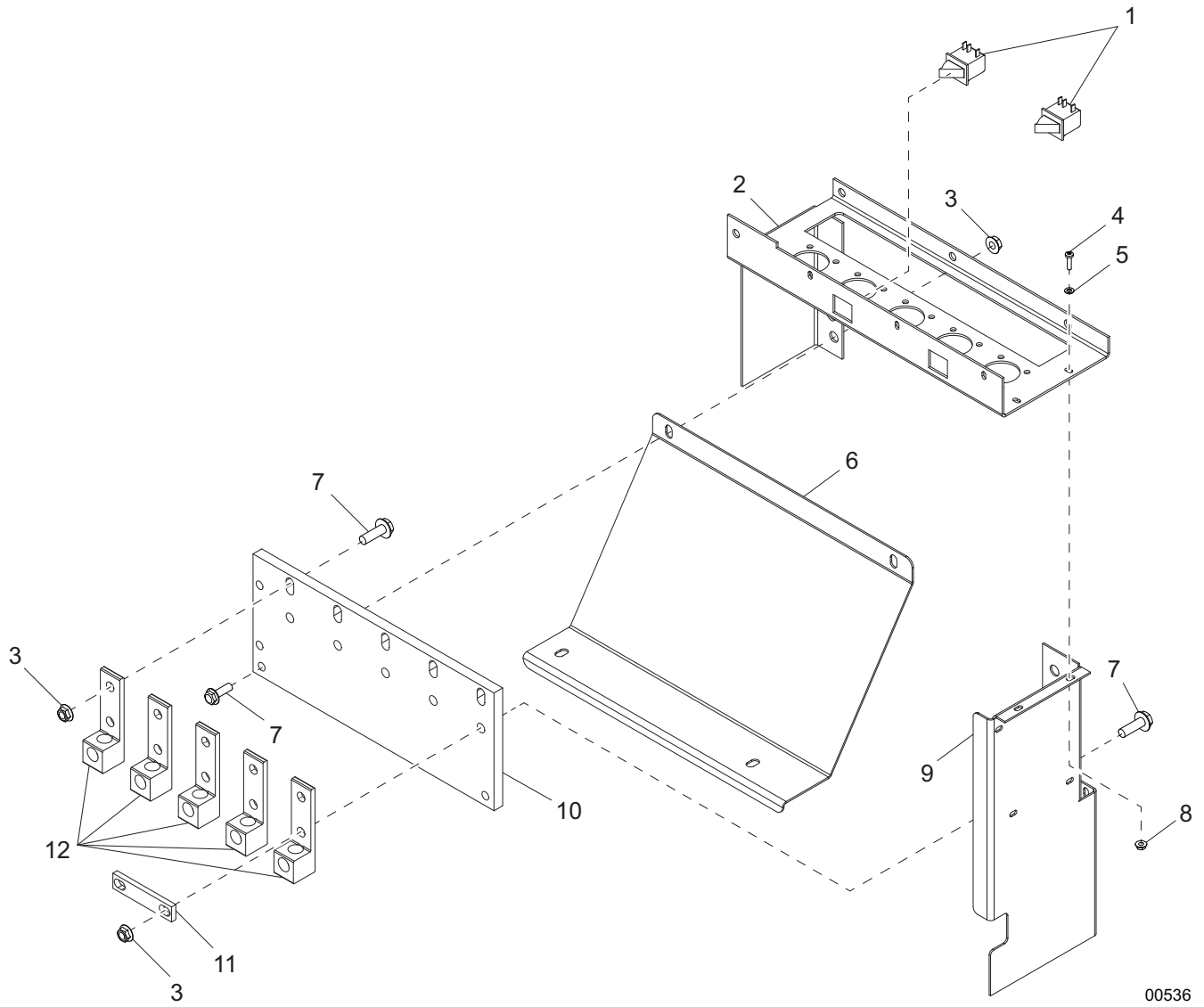
00535



## CONTROL PANEL ASSEMBLY

ITEM	PART NO.	QTY	DESCRIPTION	NOTES
1	61045	4	Nut, 10-32 sflg	
2	18598	1	Hinge, controller panel - 18.75	
3	25077	1	Switch, toggle - SPST, 20A VAC	
4	18113	1	Potentiometer - 2.5k, 2W	
5	29893	2	Bracket, control board wire guide	
6	67980	1	Controller, eng/gen - programmed	
7	60398	4	Screw, 10-32x.500 pan phil, SS	
8	63219	4	Washer, #10 nylon	
9	27827W	1	Panel, control	
--	18934	1	Decal, potentiometer guard	
--	24022	1	Wiring group - reostate	
--	27887	1	Assembly, control panel	Items 1 - 5 & 7 - 9

# LUG BOX ASSEMBLY

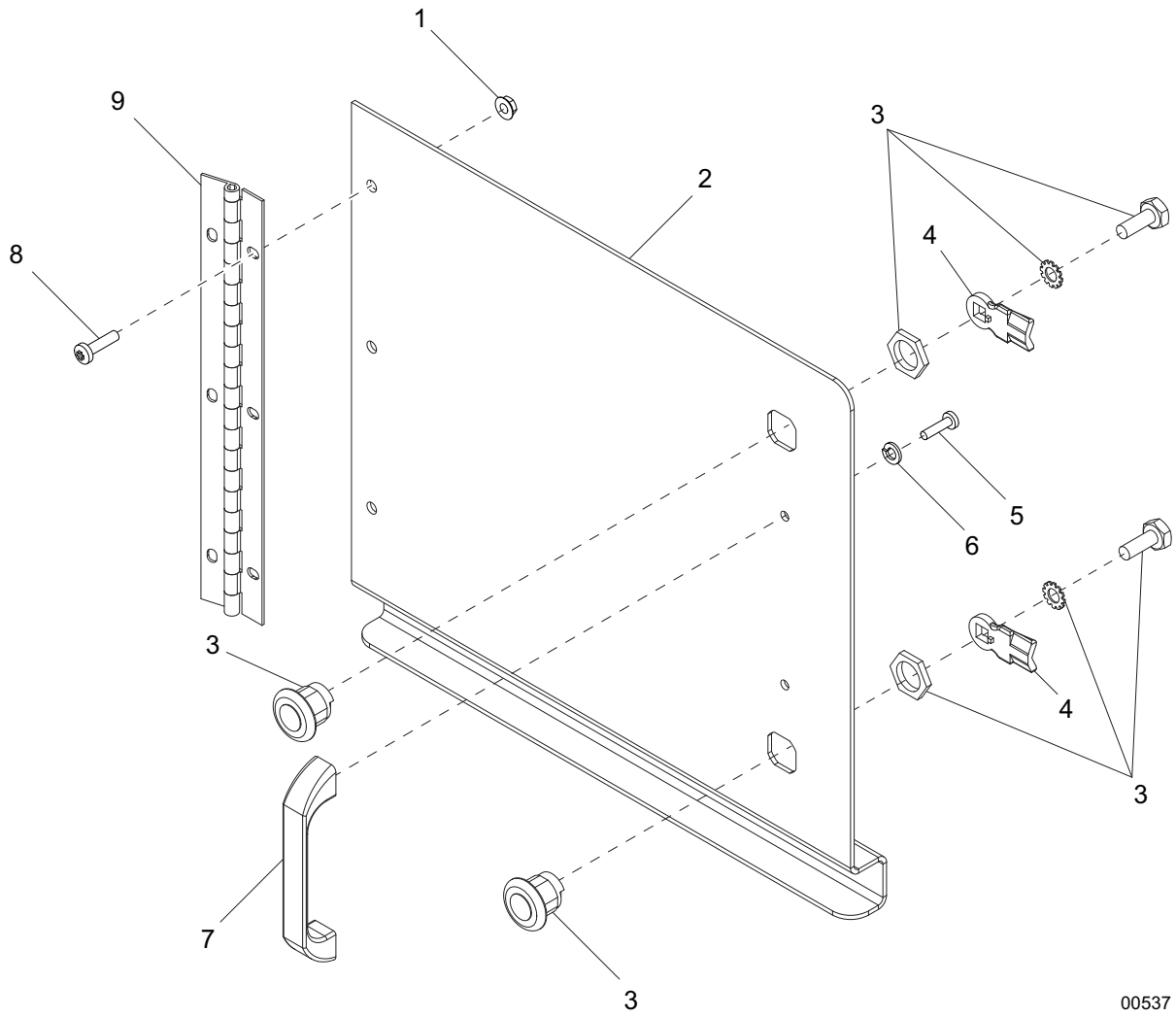


00536

## LUG BOX ASSEMBLY

ITEM	PART NO.	QTY	DESCRIPTION	NOTES
1	12632	2	Switch, trigger safety - NO & NC	
2	27825B	1	Panel, lug box - top	
3	60145	14	Nut, .375-16 sflg, G5	
4	60062	2	Screw, 10-32x.750 pan phil, G2	
5	60237	2	Washer, #10 flat .495/.036	
6	27866B	1	Panel, lug box receptacle	
7	60487	14	Screw, .375-16x1.50 sflg hex, G5	
8	61045	2	Nut, 10-32 sflg	
9	27864B	1	Panel, lug box - side	
10	27828	1	Panel, lug box glastic	
11	24820	1	Bus, ground to board	
12	65677	5	Lug, terminal - single, 2 hole	

# LUG BOX DOOR ASSEMBLY

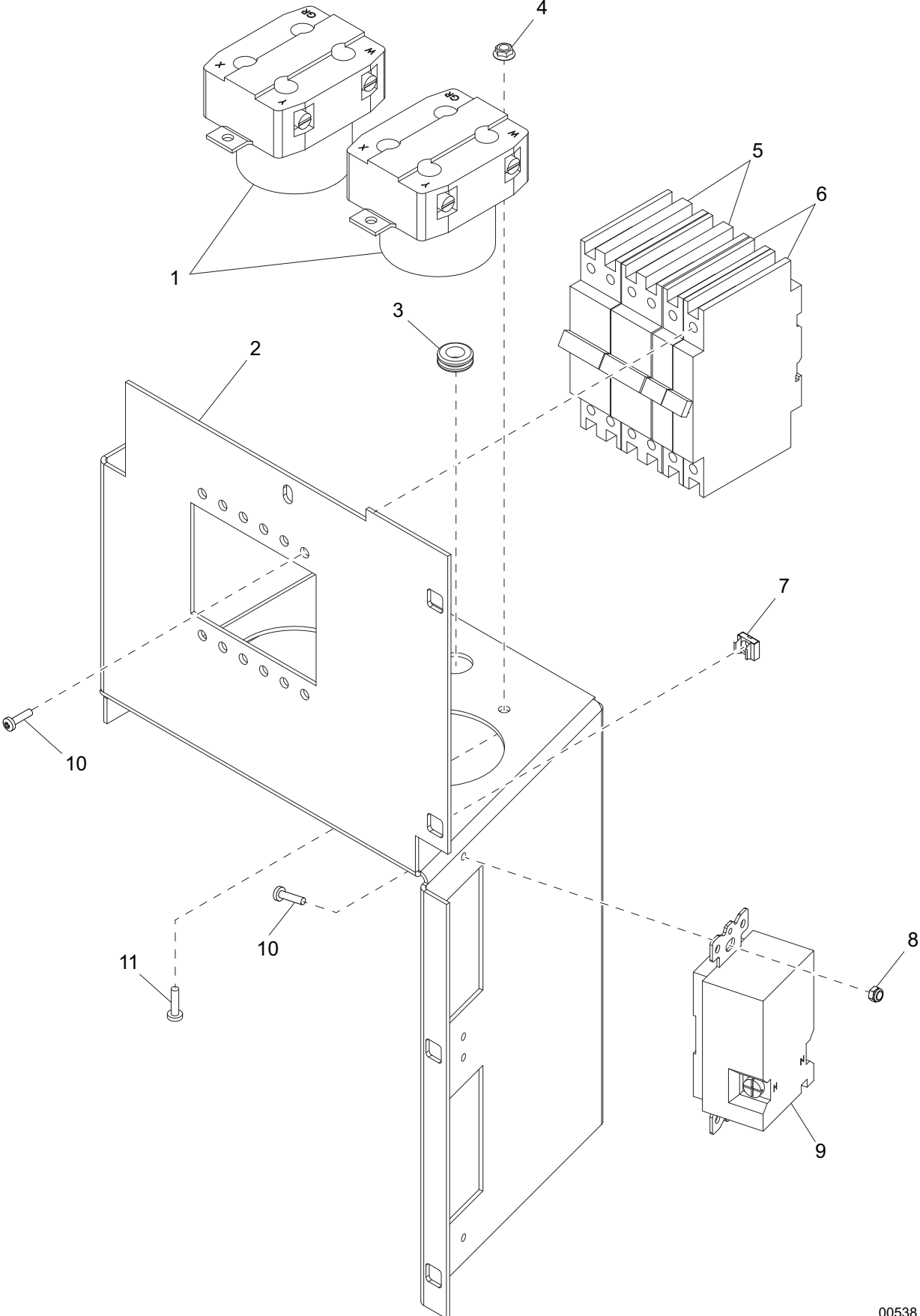


00537

## LUG BOX DOOR ASSEMBLY

ITEM	PART NO.	QTY	DESCRIPTION	NOTES
1	61045	3	Nut, 10-32 sflg	
2	28570W	1	Panel, lug box door	
3	20762	2	Lock, door - 1/4 turn cam	
4	12550	2	Cam lock lever leg	
5	60068	2	Screw, 10-24x.500 pan phil, G2	
6	60252	2	Washer, #10 split lock	
7	18893	1	Handle, lug box door	
8	60398	3	Screw, 10-32x.500 pan phil, SS	
9	22018	1	Hingle, continuous - 10.25	

# RECEPTACLE PANEL ASSEMBLY

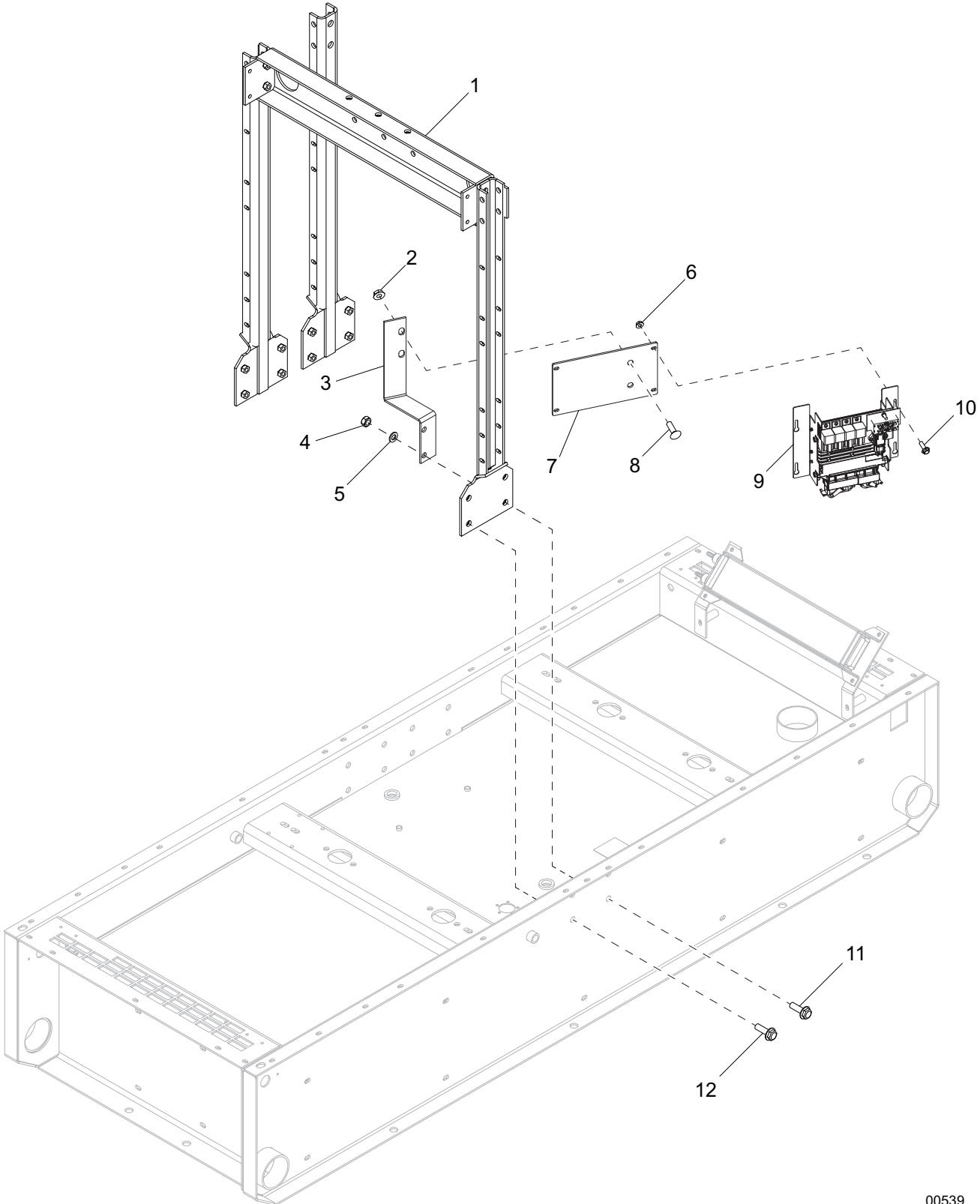


00538

## RECEPTACLE PANEL ASSEMBLY

ITEM	PART NO.	QTY	DESCRIPTION	NOTES
1	18089	2	Receptacle, 240V/50A twist-lock	
2	27867B	1	Panel, receptacle	
3	30644	1	Bush, hole reducer - .65 to .44	
4	61045	4	Nut, 10-32 sflg	
5	18092	2	Breaker, 50A, 240V, 2-pole	
6	18091	2	Breaker, 20A, 240V, 1-pole	
7	15424	4	Nut, .250-20 cage, G5	
8	60728	4	Nut, 6-32 nylock, G5	
9	14130	2	Receptacle, 120V/20A GFI	
10	60046	16	Screw, 6-32x.750 pan phil, G2	
11	60398	4	Screw, 10-32x.500 pan phil, SS	
--	27869	1	Assembly, receptacle panel	Items 1 - 11

LIFT STRUCTURE TO SKID ASSEMBLY



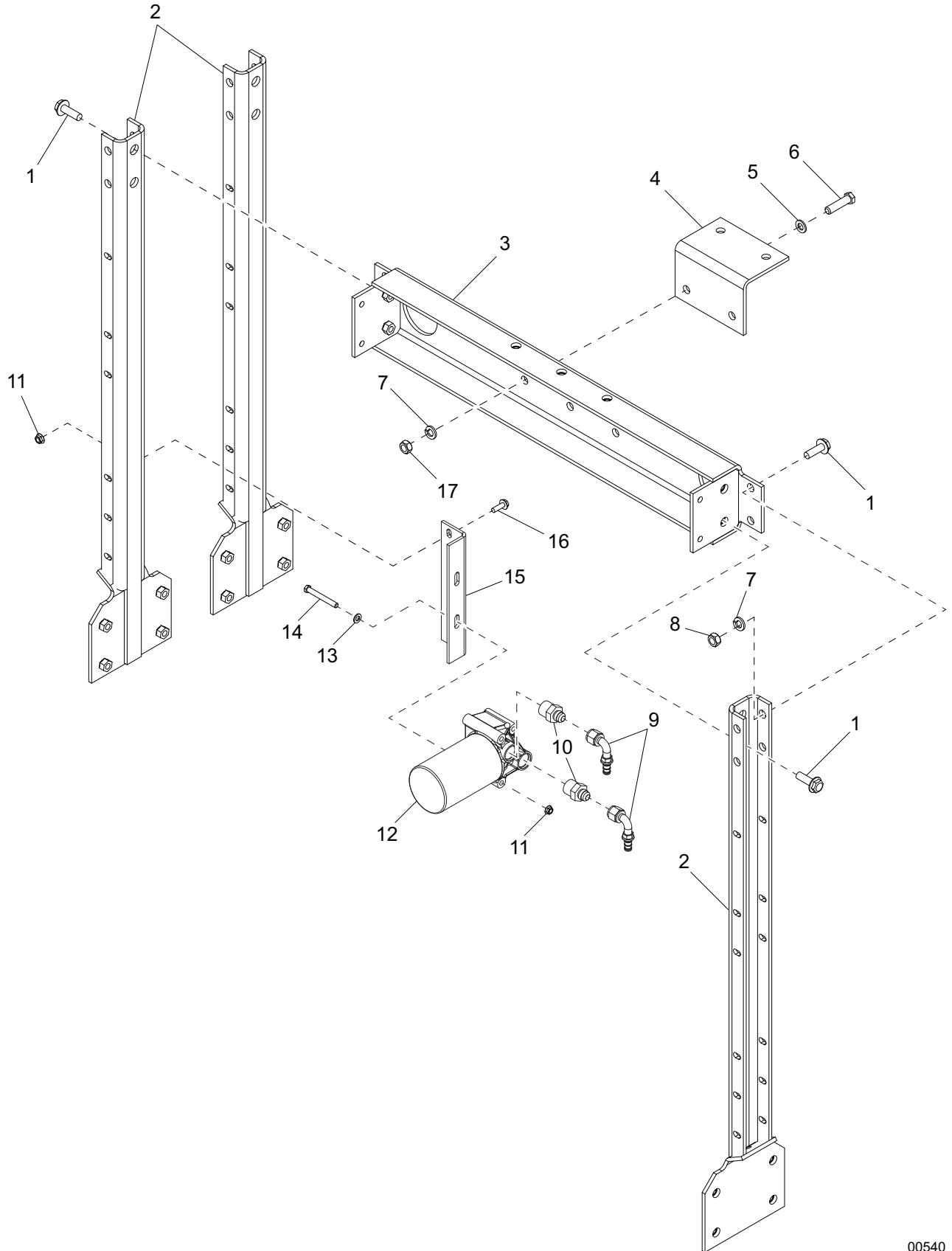
00539



## LIFT STRUCTURE TO SKID ASSEMBLY

ITEM	PART NO.	QTY	DESCRIPTION	NOTES
1	<a href="#">Page 58</a>	1	Assembly, lift structure	
2	60145	2	Nut, .375-16 sflg, G5	
3	33907B	1	Bracket, ECM mounting	
4	60013	2	Nut, M12-1.75 hex, class 10	
5	60012	2	Washer, M12 flat	
6	60036	4	Nut, M6-1.0 sflg, G8.8	
7	33898B	1	Plate, ECM mounting	
8	60658	2	Screw, .375-16x1.0 carr sqr, G5	
9	33766	1	Harness, engine	
10	60115	4	Screw, M6-1.0x12 sflg hex, G8.8	
11	60065	2	Screw, M12-1.75x40 sflg hex, G10.8	
12	60202	10	Screw, M12-1.75x35 sflg hex, G10.9	
--	60115	4	Screw, M6-1.0x12 sflg hex, G8.8	Used to attach ECM to engine harness

# LIFT STRUCTURE ASSEMBLY

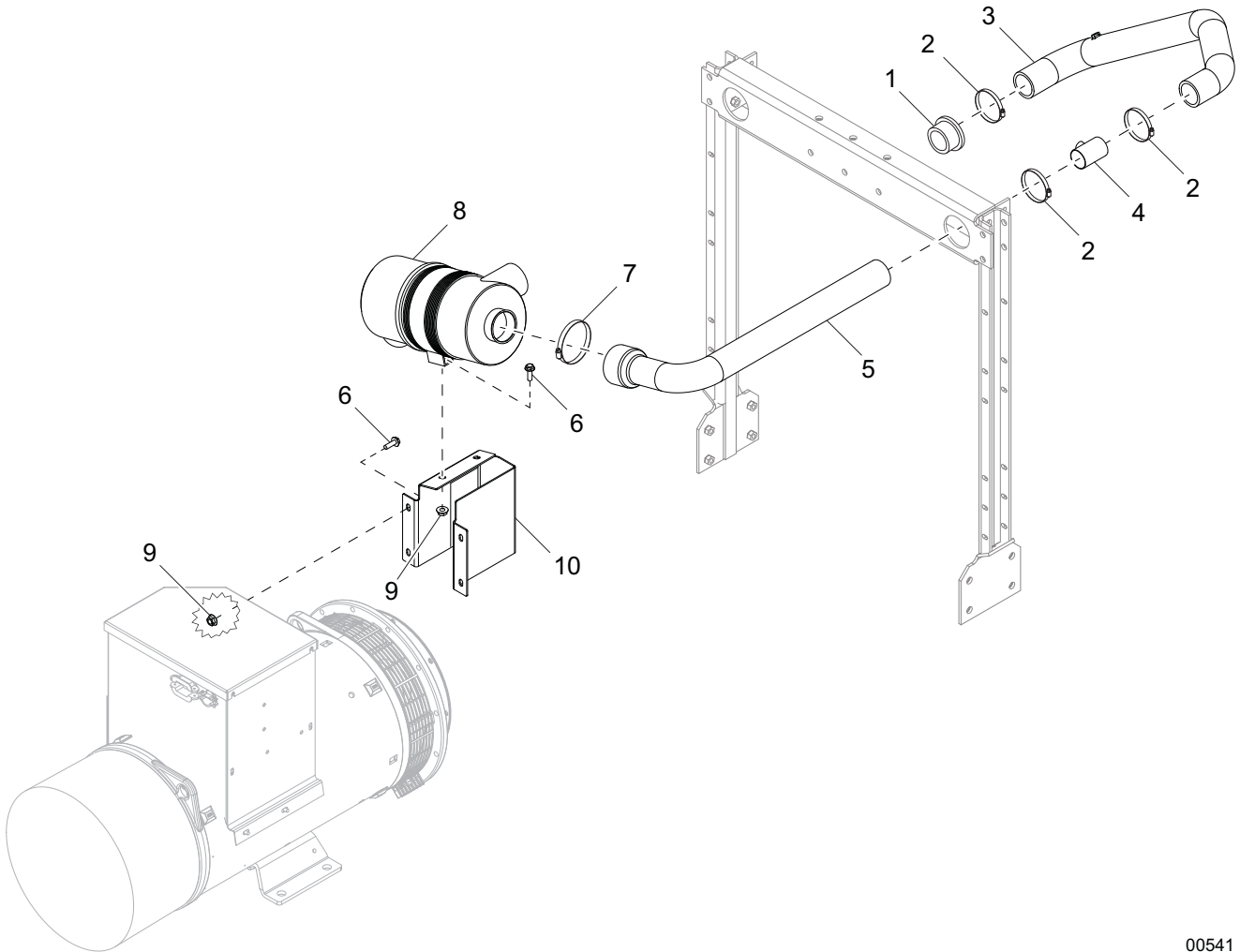


00540

## LIFT STRUCTURE ASSEMBLY

ITEM	PART NO.	QTY	DESCRIPTION	NOTES
1	60202	8	Screw, M12-1.75x.35 sflg hex, G10.9	
2	22924B	3	Weldment, lift support	
3	22925B	1	Weldment, lift channel - top	
4	22945B	1	Weldment, central lift point bracket	
5	60012	2	Washer, M12 flat	
6	61101	2	Screw, .500x13x1.50 std hex, G8	
7	60204	6	Washer, .500 split lock	
8	60013	4	Nut, M12-1.75 hex, class 10	
9	62205	2	Fitting, 90° - .750-16 JIC push-lok	
10	61035	2	Fitting, strt - .750MNPTx.750-14 JIC	
11	60095	4	Nut, .312-18 sflg	
12	33765	1	Filter, oil	
13	60243	2	Washer, .250 flat .735/.060	
14	60404	2	Screw, .312-18x4.0 std hex, G5	
15	33845B	1	Bracket, oil filter	
16	60616	2	Screw, .312-18x.750 sflg hex, G5	
17	61093	2	Nut, .500-13 hex, G8	
--	36367	1	Sensor, barometric pressure	
--	50550	1.67 ft	Hose, .500 ID, 300 psi	Used for item 12
--	50550	1.75 ft	Hose, .500 ID, 300 psi	Used for item 12

# AIR FILTER ASSEMBLY

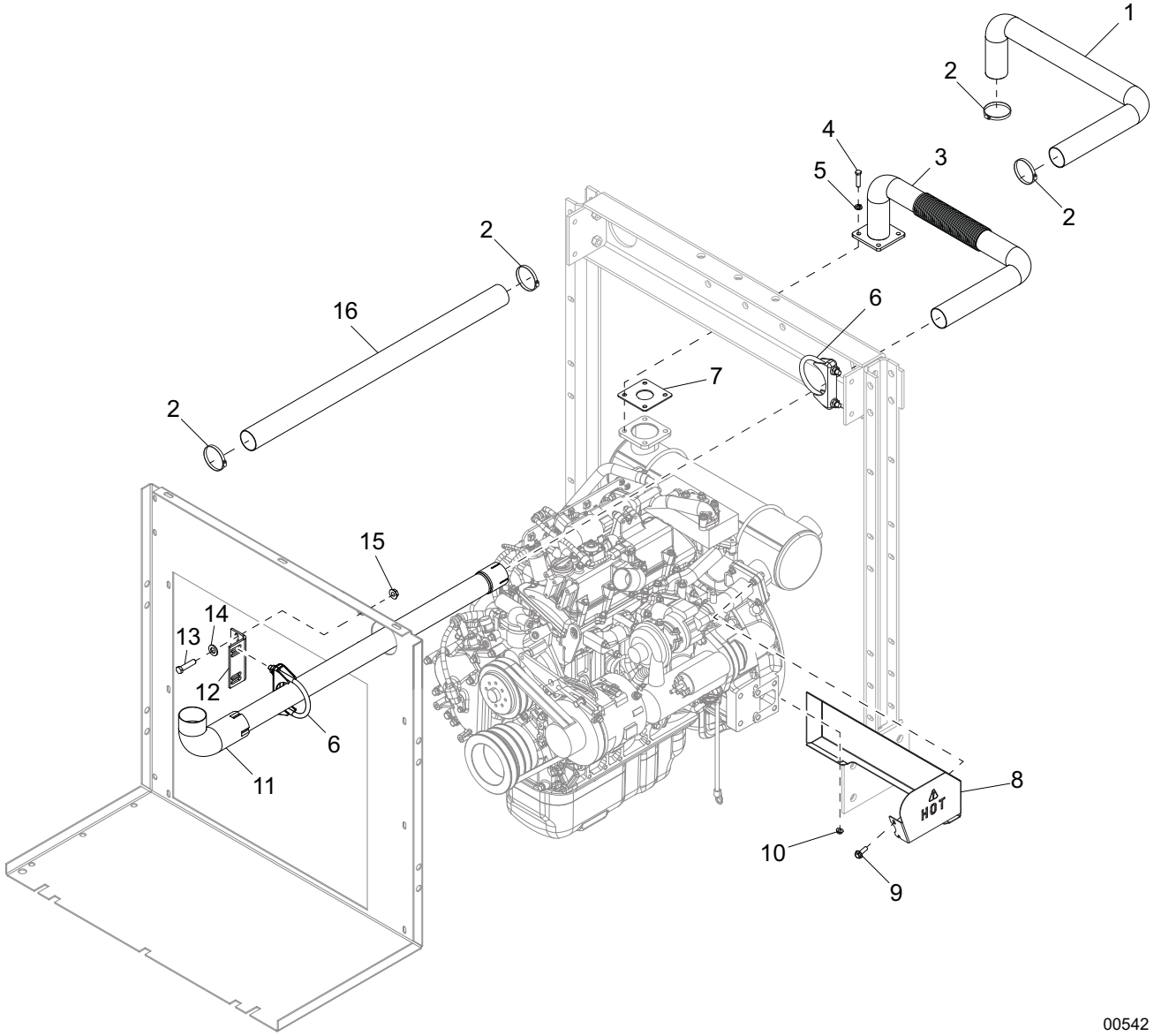


00541

## AIR FILTER ASSEMBLY

ITEM	PART NO.	QTY	DESCRIPTION	NOTES
1	33782	1	Insert, hose reducer (1.50-2.0)	
2	60316	3	Clamp, hose - SAE032 (1.56-2.50)	
3	33693	1	Hose, air intake - engine inlet	
4	33914B	1	Weldment, air intake pipe	
5	33788	1	Hose, air intake - filter outlet	
6	60616	6	Screw, .312-18x.750 sflg hex, G5	
7	18663	1	Clamp, hose - SAE 060 (3.31-4.25)	
8	22967	1	Filter, air	
9	60095	6	Nut, .312-18 sflg	
10	33691B	1	Bracket, air filter	
--	63277	1	Clamp, tubing - 2.75 lt duty	Attached to item 3 for support
--	60397	1	Screw, 10-32x1.0 pan phil, G2	To attach clamp 63277
--	61045	1	Nut, 10-32 sflg	To attach clamp 63277
--	36368	1	Sensor, air temperature	
--	23146	2	Fitting, 90° - .250MNPTx.375FNPT, brass	Attached to items 3 & 5
--	25931	1	Fitting, strt - .375NPTx.625 barb	Attached to item 3
--	15550	1	Clamp, muffler - 2.50 hvy duty	Attached to item 5 for support
--	60358	2	Nut, .375-16 nylock	To attach clamp 15550
--	50201	1.83 ft	Hose, .625, 200 psi, class A	
--	60365	2	Clamp, hose - SAE 010 (.56-1.06)	Used on hose 50201
--	22874	1	Element, air filter	

# EXHAUST SYSTEM ASSEMBLY

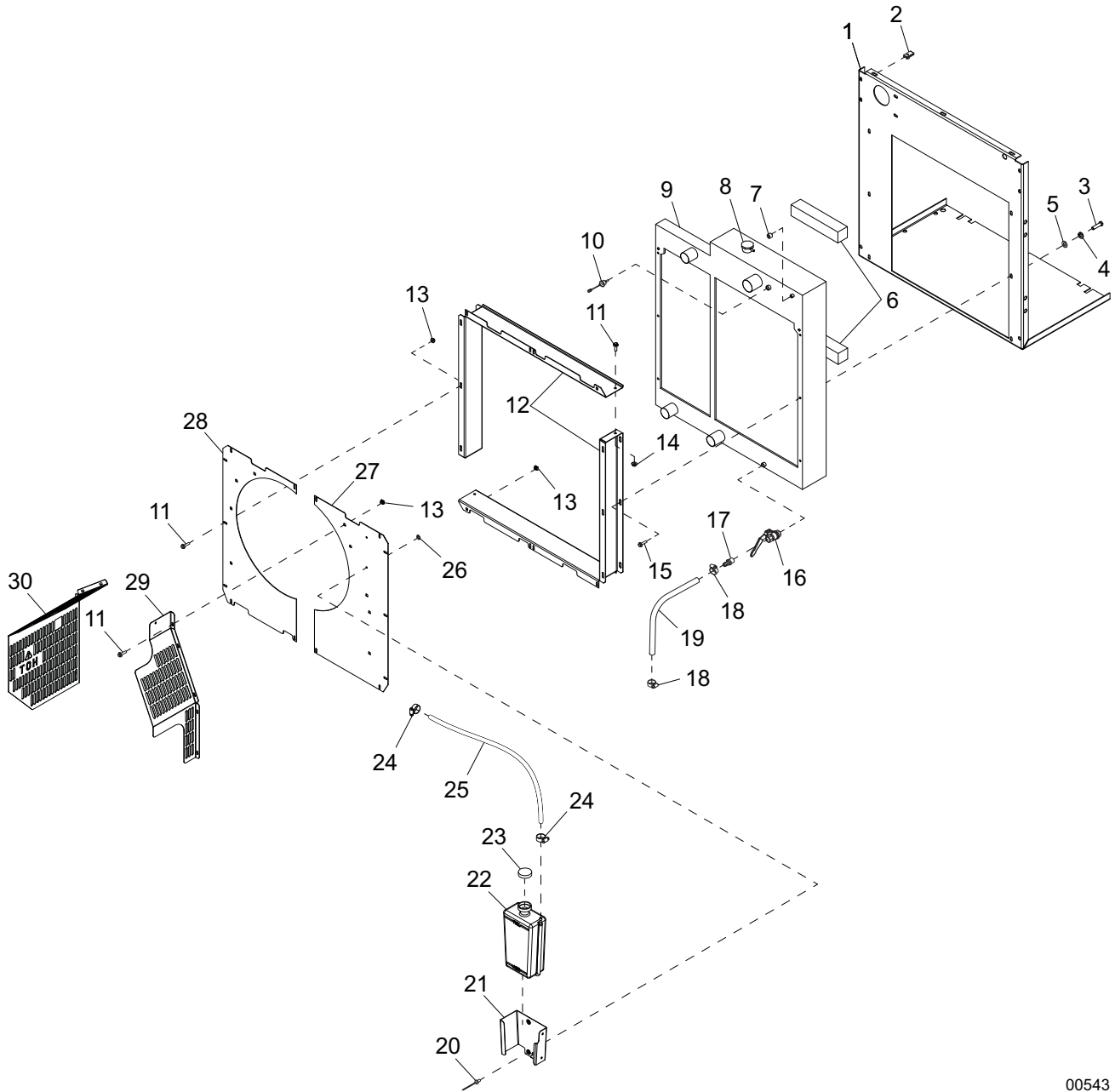


00542

## EXHAUST SYSTEM ASSEMBLY

ITEM	PART NO.	QTY	DESCRIPTION	NOTES
1	26479	3.33 ft	Sleeve, high temperature - 3.0	
2	60316	4	Clamp, hose - SAE 032 (1.56-2.50)	
3	33652	1	Pipe, exhaust - filter out	
4	61204	4	Screw, M8-1.25x20 std hex, G10.9	
5	60029	4	Washer, M8 split lock	
6	15550	2	Clamp, muffler - 2.5 hvy duty	
7	36378	1	Plate, exhaust restriction	
8	33752B	1	Panel, doc heat shield	
9	60160	2	Screw, M8-1.25x30 sflg hex, G8.8	
10	60020	2	Nut, M8-1.25 sflg, G8.8	
11	33653	1	Pipe, exhaust - bulkhead	
12	34690B	1	Bracket, muffler support	
13	60507	2	Screw, .312-18x1.0 std hex, SS	
14	60340	2	Washer, .312-18 flat .875/.040, SS	
15	60095	2	Nut, .312-18 sflg	
16	26479	2.92 ft	Sleeve, high temperature - 3.0	
--	33651	1	Assembly, exhaust system	Items 1 - 16

# COOLING SYSTEM ASSEMBLY



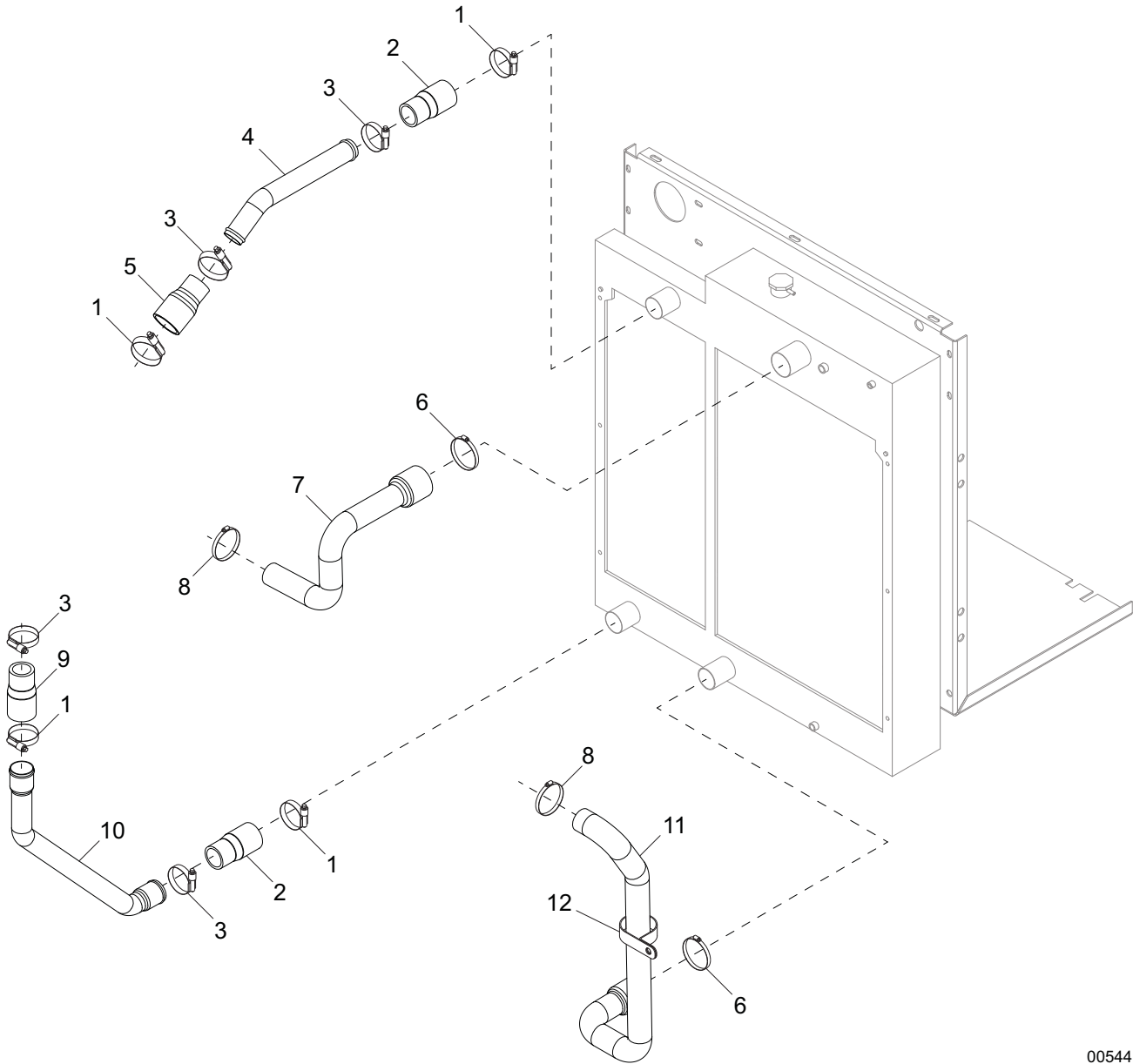
00543



## COOLING SYSTEM ASSEMBLY

ITEM	PART NO.	QTY	DESCRIPTION	NOTES
1	36908B	1	Panel, bulkhead	
2	60505	3	Nut, .312-18 U-clip - long type	
3	60687	6	Screw, .312-18x.750 std hex, SS	
4	60701	6	Washer, .312 split lock, SS	
5	60340	6	Washer, .312 flat .875/.040, SS	
6	35240	2	Foam, CAC sealing - top/bottom	
7	60776	1	Fitting, plug - .250NPT hex, flush mount, brass	
8	19219	1	Cap, radiator pressure - 14.7 psi	
9	36896	1	Radiator	
10	30942	1	Assembly, low coolant switch/harness	
11	60175	25	Screw, .250-20x.500 sflg hex, G5	
12	33678B	2	Shroud, radiator	
13	15424	11	Nut, .250-20 cage, G5	
14	60161	14	Nut, .250-20 sflg, G5	
15	60616	6	Screw, .312-18x.750 sflg hex, G5	
16	62032	1	Valve, ball - .375NPTF, mini	
17	19180	1	Fitting, strt - .375MNPTx.312 barb	
18	14216	2	Clamp, hose - SAE 004 (.21-.62) mini	
19	50018	.85 ft	Hose, fuel - .312 ID, 50 psi, SAE 30R7	
20	60195	2	Rivet, .188 dia. x .375 to .500 grip, large flange	
21	26211B	1	Bracket, overflow jug	
22	24952	1	Jug, overflow - 2.5 qt	
23	19714	1	Cap, overflow jug	
24	63192	2	Clamp, crimping band - .464 in	
25	50018	1.67 ft	Hose, fuel - .312 ID, 50 psi, SAE 30R7	
26	60067	2	Washer, #10 flat .435/.060, SS	
27	36695B	1	Panel, fan shroud - right	
28	36694B	1	Panel, fan shroud - left	
29	33683B	1	Guard, fan/belt - right	
30	33684B	1	Guard, fan/belt - left	
--	33897B	1	Bracket, fan guard	
--	60616	1	Screw, .312-18x.750 sflg, G5	To attach bracket 33897B
--	60095	1	Nut, .312-18 sflg	To attach bracket 33897B
--	60147	1	Screw, .375-16x3.50 std hex, G5	To attach bracket 33897B
--	60119	1	Washer, .312 flat .875/.070	To attach bracket 33897B
--	60145	1	Nut, .375-16 sflg, G5	To attach bracket 33897B
--	26212	1	Assembly, overflow jug	Items 20 - 26

# COOLING SYSTEM HOSES

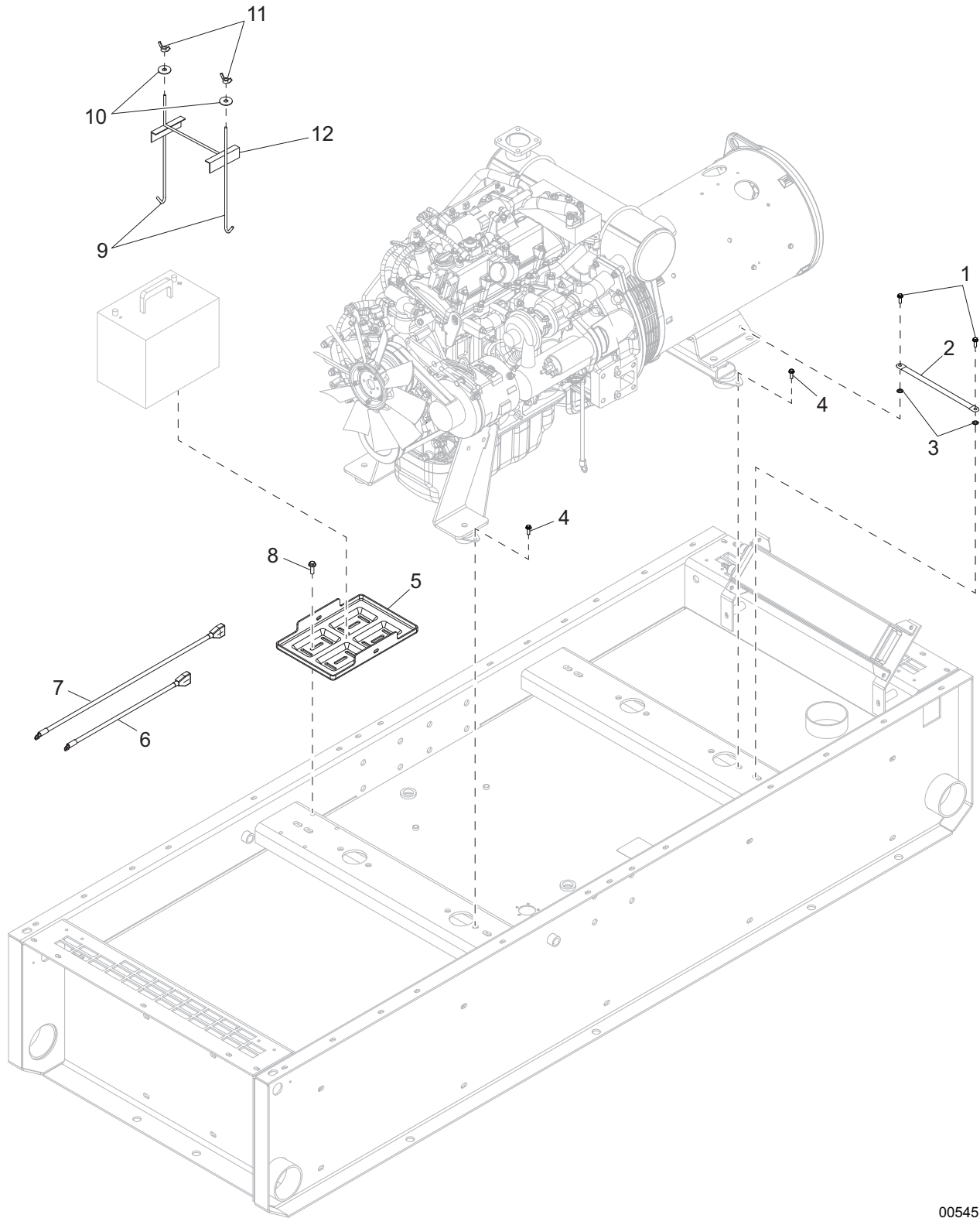


00544

## COOLING SYSTEM HOSES

ITEM	PART NO.	QTY	DESCRIPTION	NOTES
1	60660	4	Clamp, hose - const. torque 1.75-2.625	
2	33815	2	Hose, CAC - 1.50x1.75x4.0 long	
3	60663	4	Clamp, hose - const. torque 1.25-2.13	
4	36993	1	Pipe, CAC - out	
5	32848	1	Hose, CAC - 1.50x2.0x4.0 long	
6	60316	2	Clamp, hose - SAE 032 (1.56-2.50)	
7	33679	1	Hose, radiator - upper	
8	15422	2	Clamp, hose - SAE 020 (.75-1.75)	
9	33814	1	Hose, CAC - 1.38x1.75x4.0 long	
10	33656	1	Pipe, CAC - in	
11	33680	1	Hose, radiator - lower	
12	62031	1	Clamp, tubing - 2.0 lt duty	

# ENGINE AND GENERATOR TO SKID ASSEMBLY

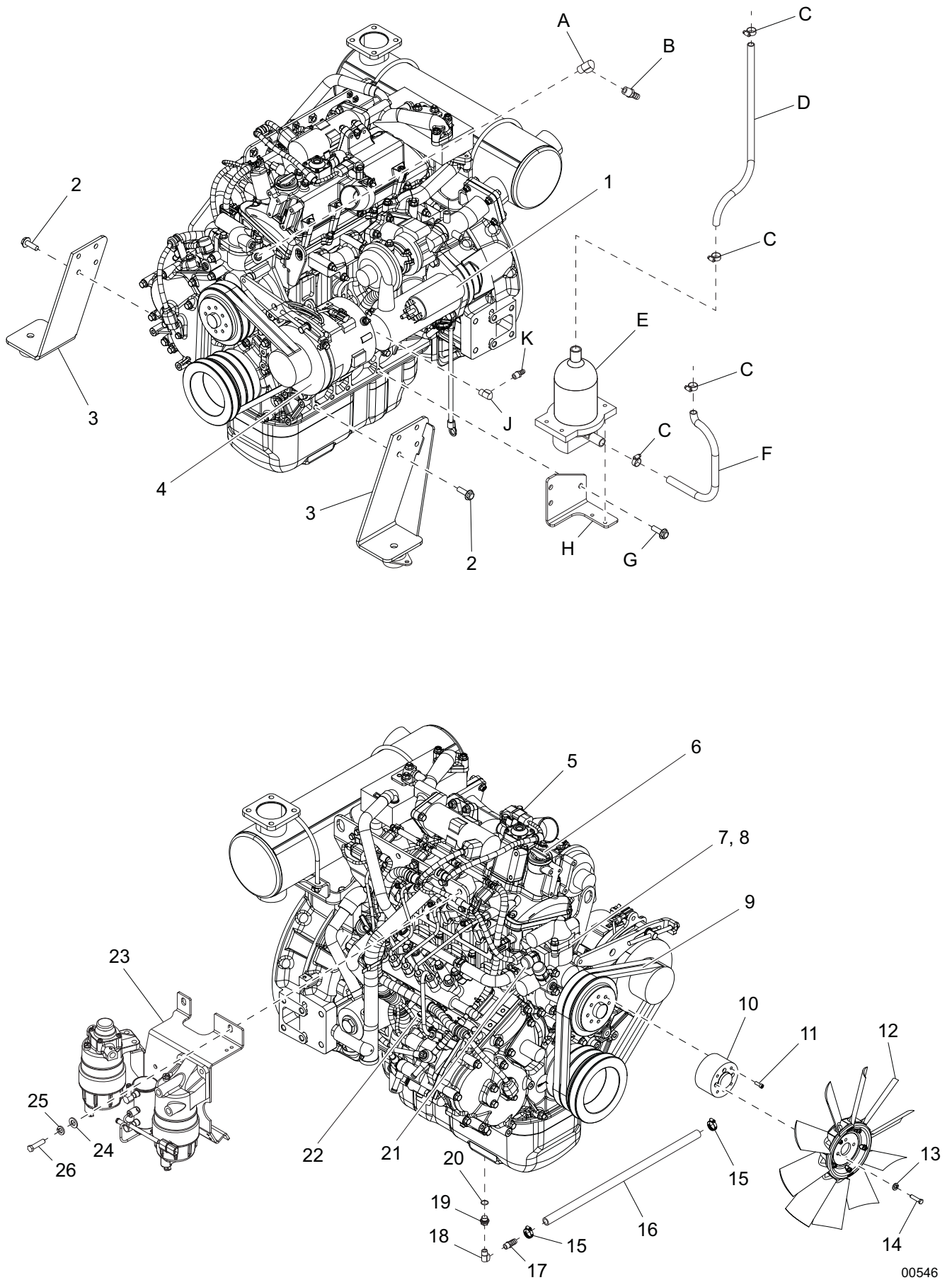


00545

## ENGINE AND GENERATOR TO SKID ASSEMBLY

ITEM	PART NO.	QTY	DESCRIPTION	NOTES
1	60353	2	Screw, .375-16x1.0 flg hex, self tapping, G2	
2	19042	1	Strap, braided ground - 10 in	
3	60369	2	Washer, M12 external toothed star	
4	60018	8	Screw, M10-1.50x20 sflg hex, class 90	
5	14145	1	Tray, battery	
6	67189	1	Cable, battery - 24" 2GA blk, 3/8" lug w/6" lead	
7	22970	1	Cable, battery - 50" 2GA red w/boot, 3/8" lug	
8	60616	4	Screw, .312-18x.750 sflg hex, G5	
9	12947	2	Bolt, J - .250-20x8.0	
10	60089	2	Washer, .265 fender 1.250/.060	
11	60090	2	Nut, .250-20 wing, G5	
12	14682	1	Bracket, battery hold-down	
--	67991	1	Harness, main	
--	67846	1	Harness, engine extension	
--	60072	1	Screw, M12-1.75x25 sflg hex, G10.9	To attach item 6
--	60053	1	Washer, .375 external toothed star	To attach ground from engine harness
--	60018	1	Screw, M10-1.50x20 sflg hex, class 90	To attach ground from engine harness
--	60036	1	Nut, M6-1.00 sflg, G8.8	To attach harness to alternator
--	60111	1	Screw, M5-.80x12 flg hex, G4.8	To attach harness to alternator

# ENGINE ASSEMBLY



00546

## ENGINE ASSEMBLY

ITEM	PART NO.	QTY	DESCRIPTION	NOTES
1	36662	1	Starter	
2	60018	8	Screw, M10-1.50x20 sflg hex, class 90	
3	Page 72	2	Assembly, engine mount	
4	36661	1	Alternator	
5	33981	1	Engine, Isuzu, 4LE2XAGV01	
6	36660	1	Cap, oil	
7	36663	1	Thermostat	
8	36664	1	Gasket, thermostat	
9	36659	1	Belt, fan	
10	33644	1	Spacer, fan	
11	60462	4	Screw, M6-1.00x40 soc hex, G10.9	
12	33910	1	Fan, engine - 20.0	
13	60271	4	Washer, .312 split lock	
14	33942	4	Screw, .312-18x.750 button socket cap, G5	
15	60365	2	Clamp, hose - SAE 010 (.56-1.06)	
16	50201	1.17 ft	Hose, .625, 200 psi, class A	
17	25931	1	Fitting, strt - .375NPTx.625 barb	
18	15396	1	Fitting, 90° - .375MNPTx.375FNPT, brass	
19	36351	1	Plug, oil	
20	36352	1	Gasket, oil plug	
21	36657	1	Sensor, coolant temperature	
22	36658	1	Dipstick	
23	Page 74	1	Assembly, engine filters	
24	60386	2	Washer, .375 flat .993/.064	
25	60026	2	Washer, M10 split lock	
26	60422	2	Screw, M10-1.25x25 std hex, G8.8	
--	62203	2	Fitting, strt - .750-16 JIC x #8 push-lok	Attaches to oil pump
--	61035	2	Fitting, strt - .750MNPTx.750-14 JIC	Attaches to oil pump
--	32930B	1	Bracket, pressure sensor	
--	60165	1	Screw, M8-1.25x16 std hex, G10.9	To attach bracket 32930B
--	60271	1	Washer, .312 split lock	To attach bracket 32930B
--	36656	1	Sensor, oil pressure	
--	63336	1	Fitting, drain - M24x2.0	Items 17 - 18
--	50051	.92 ft	Hose, fuel - .375 ID, 50 psi, SAE 30R7	Used for item 23
--	50051	1.33 ft	Hose, fuel - .375 ID, 50 psi, SAE 30R7	Used for item 23
--	50051	1.50 ft	Hose, fuel - .375 ID, 50 psi, SAE 30R7	Used for item 23

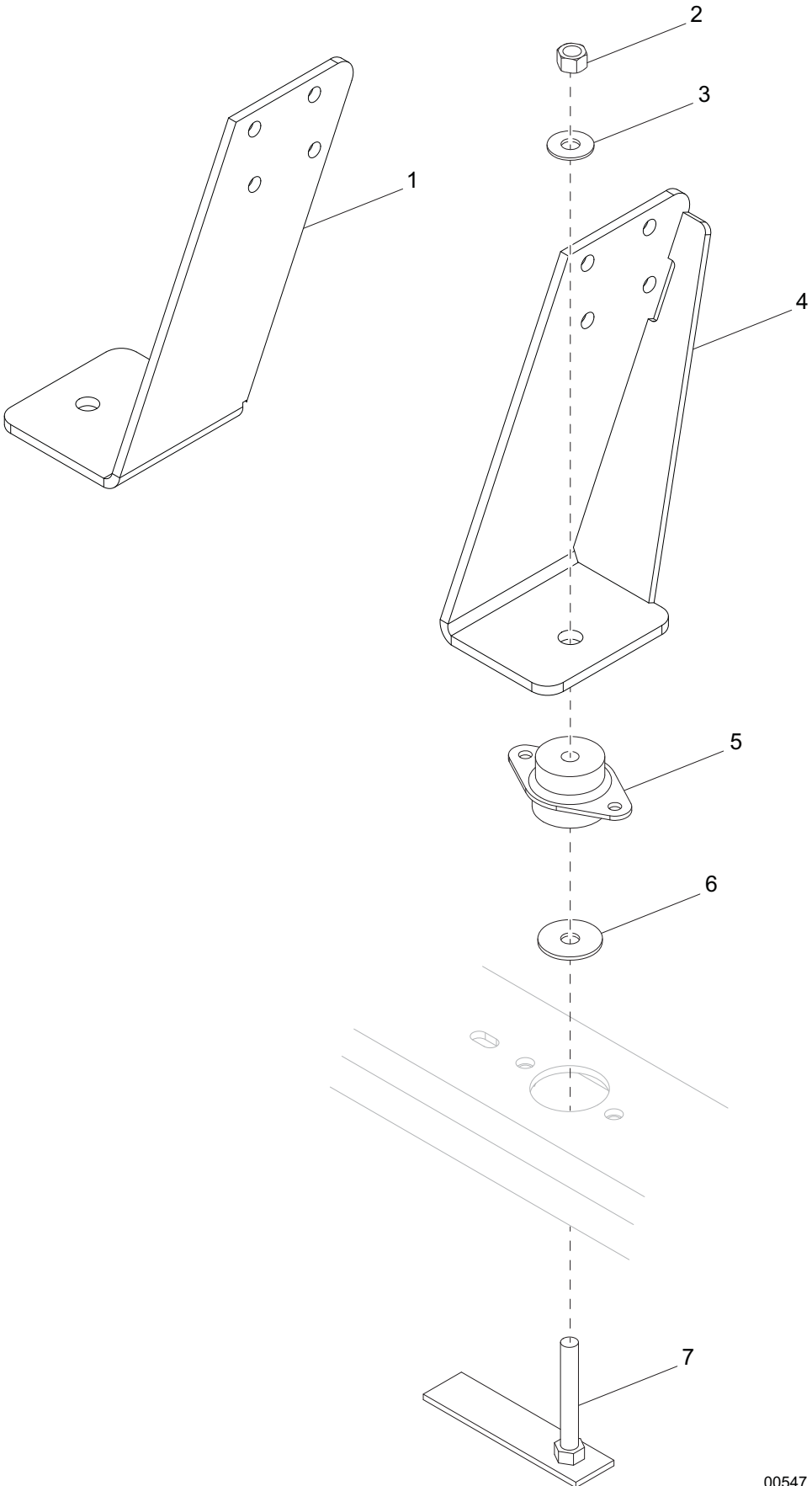
### OPTIONAL FEATURES

#### Hotstart:

A	15396	1	Fitting, 90° - .375MNPTx.375FNPT, brass
B	25931	1	Fitting, strt - .375NPTx.625 barb
C	63252	4	Clamp, hose - size 24, spring type
D	50201	1.33 ft	Hose, .625, 200 psi, class A
E	25914	1	Heater, coolant, 120V, 500W
F	50201	1.50 ft	Hose, .625, 200 psi, class A
G	60018	3	Screw, M10-1.25x20 sflg hex, class 90
H	33820B	1	Bracket, coolant heater
J	33894	1	Fitting, 45° - .250MNPTx.250FNPT
K	25917	1	Fitting, strt - .250NPTx.625 barb

**Note:** Engine and generator parts used in all Magnum Power Products LLC equipment carry the Original Equipment Manufacturer (OEM) warranty unless otherwise stated. OEM warranty parts must be purchased through an OEM dealer. Please contact Magnum Power Products LLC with questions.

**ENGINE MOUNT ASSEMBLY**



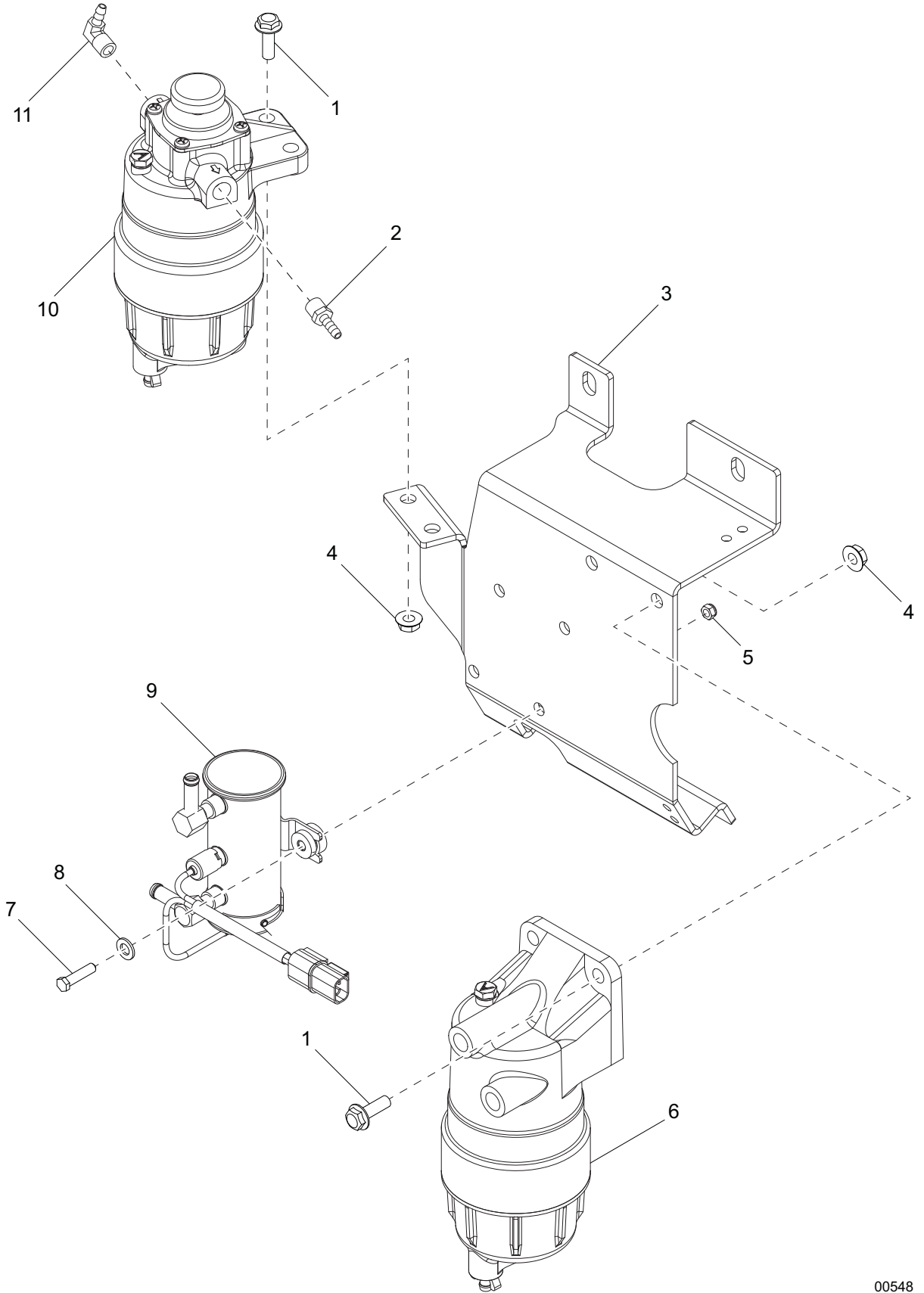
00547



## ENGINE MOUNT ASSEMBLY

ITEM	PART NO.	QTY	DESCRIPTION	NOTES
1	33647B	1	Weldment, engine mount - right	
2	62221	2	Nut, .500-13 nylock, G5	
3	60416	2	Washer, .500 flat 1.375/.090	
4	33648B	1	Weldment, engine mount - left	
5	22788	2	Isolator, rubber - 350 lbs	
6	18085	2	Washer, .510 snubber 2.0/.130	
7	27034	2	Weldment, anti-turn bolt - .500 in. x 3.50	

# ENGINE FILTERS ASSEMBLY

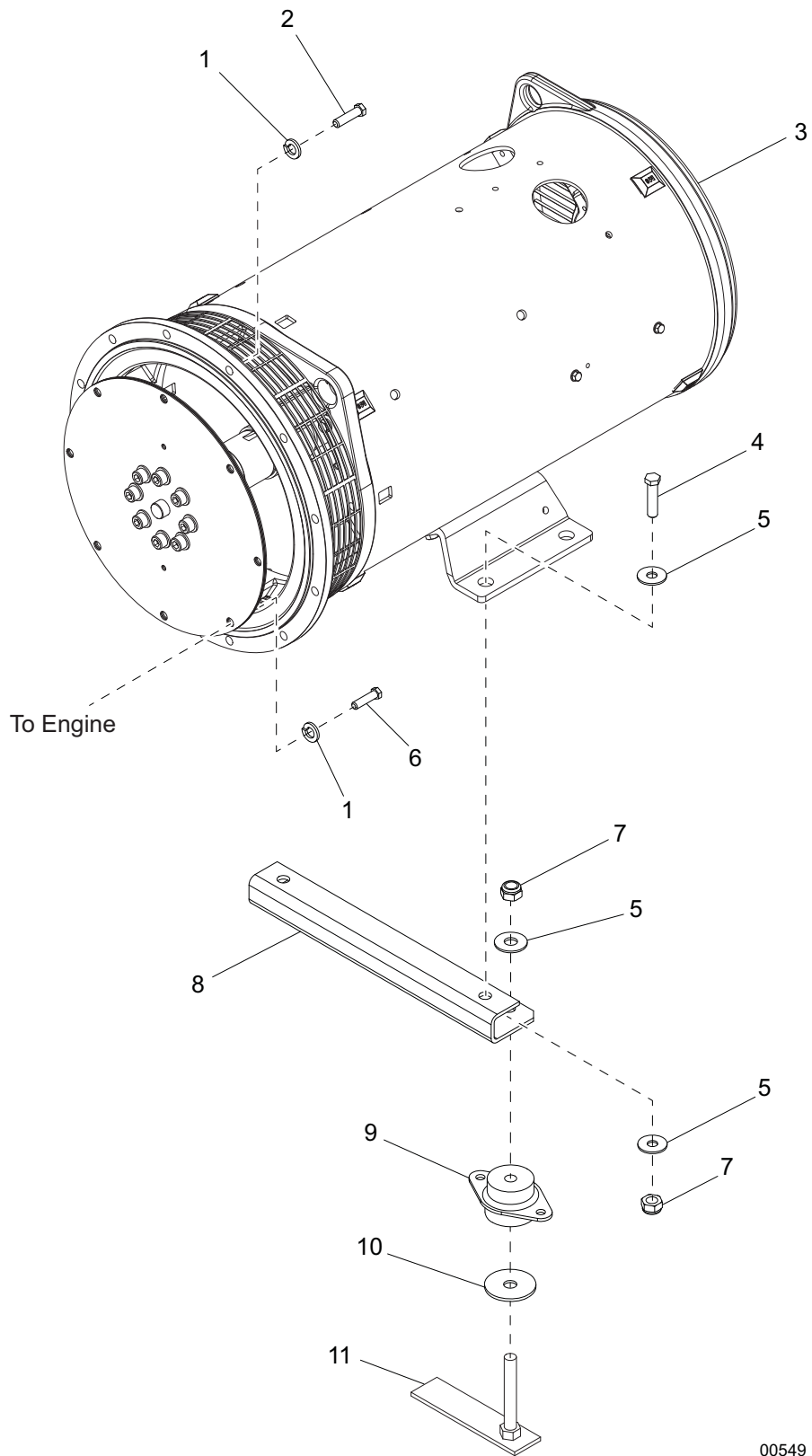


00548

## ENGINE FILTERS ASSEMBLY

ITEMS	PART NO.	QTY	DESCRIPTION	NOTES
1	60487	4	Screw, .375-16x1.50 sflg hex, G5	
2	40734	1	Fitting, strt - .250MNPTx.375 barb, brass	
3	33906B	1	Bracket, fuel pump/filter	
4	60145	4	Nut, .375-16 sflg, G5	
5	60144	2	Nut, .250-20 nylock, G5	
6	33762	1	Filter, fuel - final	
7	60393	2	Screw, .250-20x1.0 std hex, G5	
8	60243	2	Washer, .250 flat .735/.060	
9	33764	1	Pump, fuel	
10	33763	1	Filter, fuel - primary	
11	20645	1	Fitting, 90° - .250NPTx.375 barb, brass	

# GENERATOR ASSEMBLY



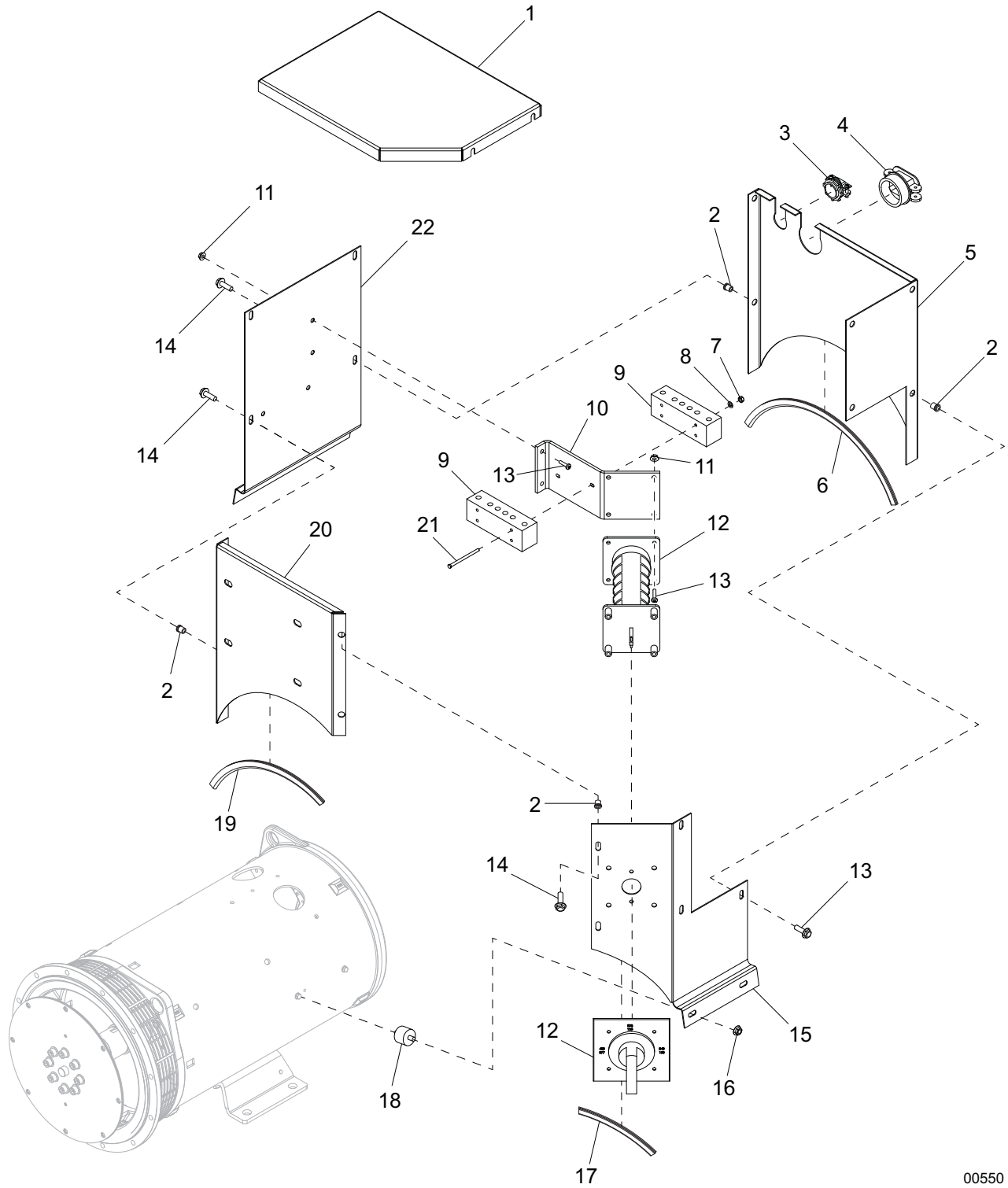
00549

## GENERATOR ASSEMBLY

ITEM	PART NO.	QTY	DESCRIPTION	NOTES
1	60026	20	Washer, M10 split lock	
2	60055	12	Screw, M10-1.50x35 std hex, G10.9	
3	22677	1	Generator, Marathon, 286PSL1701	
4	61101	2	Screw, .500-13x1.50 std hex, G8	
5	60416	6	Washer, .500 flat 1.375/.090	
6	63338	8	Screw, M10-1.50x20 std hex, G10.9	
7	62221	4	Nut, .500-13 nylock, G5	
8	33659B	1	Bracket, generator mount adapter	
9	22788	2	Isolator, rubber - 350 lbs	
10	18085	2	Washer, .510 snubber 2.0/.130	
11	27034	2	Weldment, anti-turn bolt - .500 in. x 3.50	
--	60649	1	Clamp, tubing - .750 hvy duty	

**Note:** Engine and generator parts used in all Magnum Power Products LLC equipment carry the Original Equipment Manufacturer (OEM) warranty unless otherwise stated. OEM warranty parts must be purchased through an OEM dealer. Please contact Magnum Power Products LLC with questions.

# GENERATOR BOX ASSEMBLY

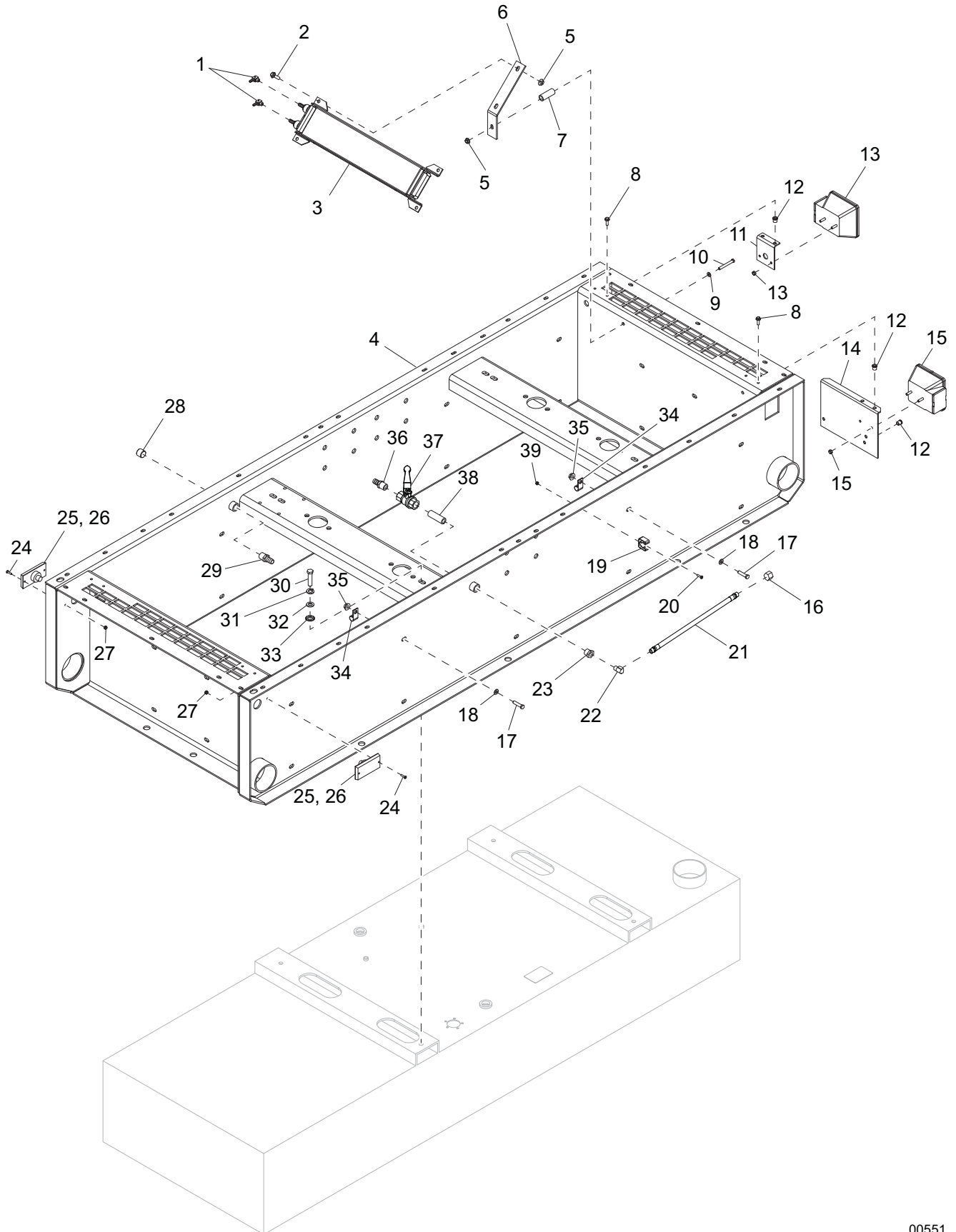


00550

## GENERATOR BOX ASSEMBLY

ITEM	PART NO.	QTY	DESCRIPTION	NOTES
1	22985B	1	Panel, generator box - top	
2	62132	10	Insert, threaded .250-20 splined .027-.165 grip	
3	14219	1	Strain relief - .75 Romex w/nut	
4	65239	1	Strain relief - 1.50 Romex w/nut	
5	33855B	1	Panel, generator box - rear	
6	19351	1.19 ft	Seal, U-channel	
7	60318	2	Nut, 8-32 hex, G5	
8	60041	2	Washer, M5 flat	
9	65481	2	Block, terminal - 6 pos	
10	22988B	1	Bracket, phase switch	
11	61045	6	Nut, 10-32 sflg	
12	65459	1	Switch, phase - 80A, 3 pos. (Y,y,Z)	
13	60062	6	Screw, 10-32x.750 pan phil, G2	
14	60528	10	Screw, .250-20x.625 sflg hex, G5	
15	23127B	1	Panel, generator box - left side	
16	60161	4	Nut, .250-20 sflg, G5	
17	19351	.46 ft	Seal, U-channel	
18	22283	4	Bolt, flex bolt sandwich mount	Male/male
19	19351	.88 ft	Seal, U-channel	
20	33664B	1	Panel, generator box - front	
21	60725	2	Screw, 8-32x2.50 pan slot, G2	
22	22984B	1	Panel, generator box - right side	
--	33662	1	Assembly, generator box	Items 1 - 22
--	23241	1	Wire group - 3 position phase switch & jumpers	

# SKID ASSEMBLY



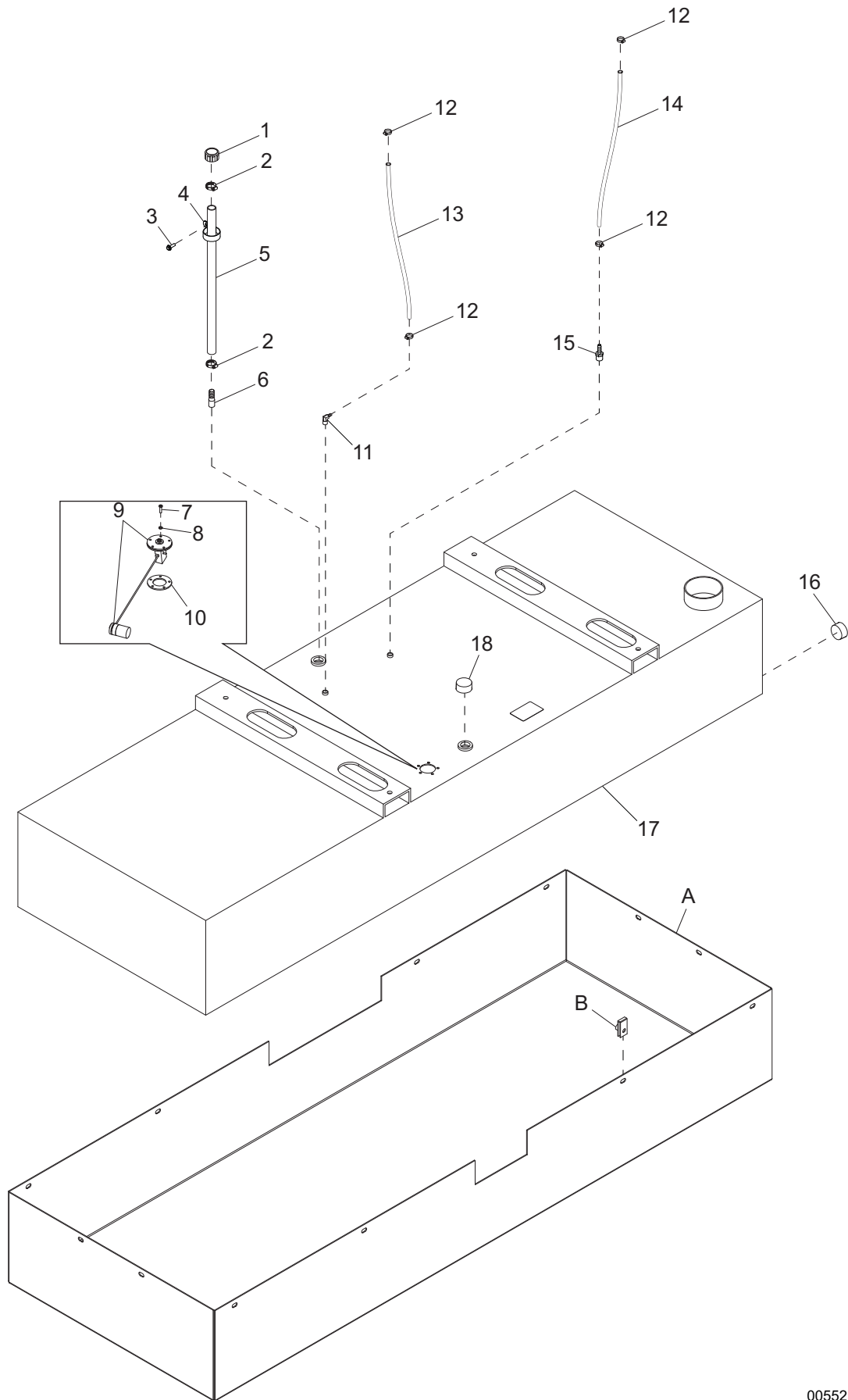
00551



## SKID ASSEMBLY

ITEM	PART NO.	QTY	DESCRIPTION	NOTES
1	62145	2	Fitting, 90° - .375MNPTx.375 barb, brass	
2	60616	4	Screw, .312-18x.750 sflg hex, G5	
3	33700	1	Cooler, fuel	
4	36720B	1	Weldment, skid	
5	60095	6	Nut, .312-18 sflg	
6	36386B	2	Bracket, fuel cooler	
7	30558B	2	Spacer - .750 OD, .51 ID, 2.0 long	
8	60479	4	Screw, .250-20x1.0 sflg hex, G5	
9	60340	2	Washer, .312 flat .875/.040, SS	
10	63318	2	Screw, .312--18x3.0 std hex, SS	
11	22740B	1	Bracket, rear light - right side	
12	62132	6	Insert, threaded - .250-20 splined .027-.165 grip	
13	65448	1	Light, stop/turn/tail waterproof - right	
14	26589B	1	Bracket, rear light - left side	
15	65449	1	Light, stop/turn/tail waterproof - left	
16	19300	1	Fitting, pipe - .375FNPT cap hex	
17	60690	2	Screw, .375-16x1.0 std hex, SS	
18	60698	2	Washer, .375 flat .875/.040, SS	
19	19041	1	Clip, sping holder	
20	60398	1	Screw, 10-32x.500 pan phil, SS	
21	19168	1	Hose assembly, radiator drain - .375x20, 30R7	
22	15396	1	Fitting, 90° - .375MNPTx.375FNPT, brass	
23	22570	1	Fitting, strt - .500MNPTx.375FNPT	
24	60406	4	Screw, 8-32x1.0 pan phil, G2	
25	66373	2	Lens, light - clearance marker, amber	
26	65661	2	Bulb, light - clearance marker	
27	60270	4	Nut, 8-32 nylock, class 6	
28	18394	1	Fitting, plug - .500NPT x internal hex	
29	60999	1	Fitting, strt - .500MNPTx.312 barb, brass	
30	61101	4	Screw, .500-13x1.50 std hex, G8	
31	60276	4	Washer, .500 split lock	
32	60309	4	Washer, .500 flat 1.060/.090	
33	61107	1	Washer, .500 external star	
34	60649	2	Clamp, tubing - .750 hvy duty	
35	60145	2	Nut, .375-16 sflg, G5	
36	60502	1	Fitting, strt - .500MNPTx.625 barb, brass	
37	19279	1	Valve, ball - .500NPTF	
38	60438	1	Fitting, nipple, pipe - .500NPT x close	
39	60061	1	Nut, 10.32 nylock	
--	61078	6	Screw, .625-11x2.0 flg hex, G8	To attach skid to trailer
--	60240	6	Nut, .625-11 nylock, G5	To attach skid to trailer
--	68043	1	Harness, trailer light	
--	50051	5.25 ft	Hose, fuel - .375 ID, 50 psi, SAE 30R7	Used for item 3
--	19453	2	Clamp, hose - SAE 006 (.37-.87)	To attach hose 50051

# FUEL TANK ASSEMBLY



00552

## FUEL TANK ASSEMBLY

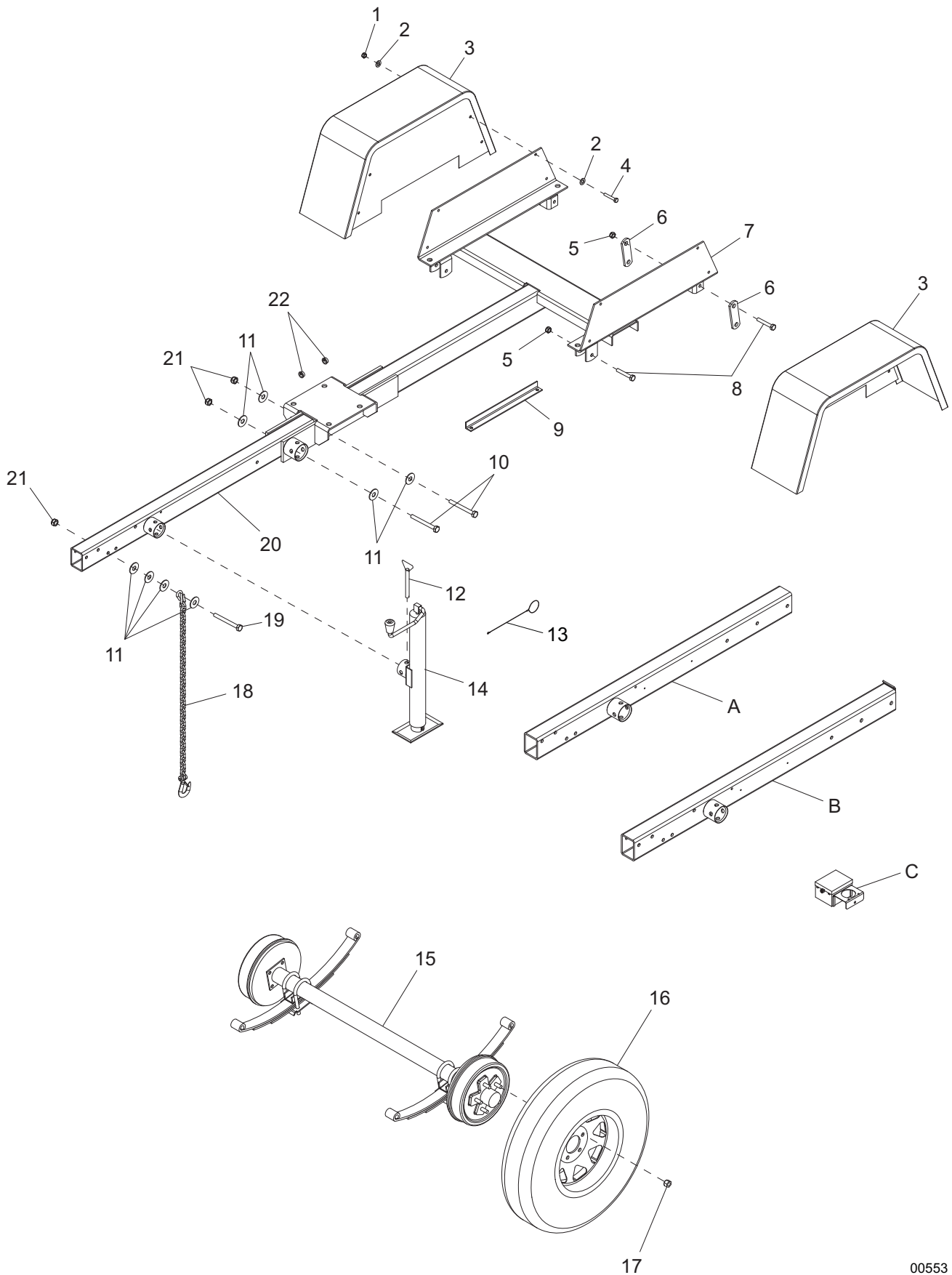
ITEM	PART NO.	QTY	DESCRIPTION	NOTES
1	26379	1	Vent, plastic fuel 1.00 ID	
2	19338	2	Clamp, hose - SAE 016 (.68-1.50)	
3	60479	1	Screw, .250-20x1.0 sflg hex, G5	
4	60716	1	Clamp, tubing - 1.50 lt duty	
5	50019	2.92 ft	Hose, fuel - 1.0, SAE 20R3	
6	21451	1	Fitting, strt - 1.0MNPTx1.0 barb	
7	60062	5	Screw, 10-32x.750 pan phil, G2	
8	60252	5	Washer, #10 split lock	
9	20571	1	Sender, fuel - 10-15 in. tank	
10	22323	1	Gasket, fuel sending unit	
11	20645	1	Fitting, 90° - .250NPTx.375 barb, brass	
12	19453	4	Clamp, hose - SAE 006 (.37-.87)	
13	50051	3.83 ft	Hose, fuel - .375 ID, 50 psi, SAE 30R7	
14	50051	3.08 ft	Hose, fuel - .375 ID, 50 psi, SAE 30R7	
15	40734	1	Fitting, strt - .250MNPTx.375 barb, brass	
16	18394	1	Fitting, plug - .500NPT x internal hex	
17	27719B	1	Tank, fuel - 110 gal	
18	65636	1	Fitting, plug - 1.0NPT flush mount w/hex soc	

### OPTIONAL FEATURES

#### Containment:

A	36733B	1	Pan, 24 hr. containment	
B	60505	10	Nut, .312-18 U-clip - long type	
--	61091	10	Screw, .312-18x1.0 sflg hex, G5	To attach item A to skid

# TRAILER ASSEMBLY



00553

## TRAILER ASSEMBLY

ITEM	PART NO.	QTY	DESCRIPTION	NOTES
1	60358	8	Nut, .375-16 nylock, G5	
2	60698	16	Washer, .375 flat .875/.040, SS	
3	22743B	2	Fender, single wheel	
4	61036	8	Screw, .375-16x1.25 std hex, SS	
5	60504	6	Nut, .562-18 Lhex, G5	
6	19637	4	Plate, shackle bracket - 3.125 in	
7	24811B	1	Weldment, trailer chassis - flip tongue	
8	60503	6	Screw, shackle, .562-18x3.0 std hex, G5	
9	24691B	1	Brace, tongue shipping	
10	61104	3	Screw, .500-13x5.50 std hex, G8	
11	60416	14	Washer, .500 flat 1.375/.090	
12	23256	1	Pin, jack - 2000 lb, tube mounted	
13	12647	1	Cable, tether - jack pin & ground rod cover	
14	23254	1	Jack, top wind - 2000 lb, tube mounted	
--	13051	1	Assembly, jack - 2000 lb top wind, tube mounted	Items 12-14
15	<a href="#">Page 86</a>	1	Assembly, axle	
16	18377	2	Wheel, ST225/75R15 - 2540 lb, 6 on 5.5	
17	60096	12	Nut, .500-20 lug, G5	Included w/axle
18	23367	2	Chain, safety - 7800 lb rated	
19	60376	2	Screw, .500-13x4.50 std hex, G5	
20	24812B	1	Weldment, tongue - flip non-adj. actuator	
21	62221	5	Nut, .500-13 nylock, G5	
22	22340	2	Fitting, bushing - 1.0 ODx.750 ID	
--	61103	1	Screw, .500-13x1.75 sflg hex	Used to attach item 9
--	62221	1	Nut, .500-13 nylock, G5	Used to attach item 9
--	60353	1	Screw, .375-16x1.0 flg hex, G2 - self tapping	Used to attach harness ground
--	60698	1	Washer, .375 flat .875/.040, SS	Used to attach harness ground
--	60053	1	Washer, .375 external star	Used to attach harness ground
--	23390	1	Harness, trailer extension assembly	
--	16143	4	Clamp, tubing - .500	Used to attach harness
--	30917	1	Rivet, .250 dia. x .375 to .500 grip	Used to attach clamp (16143)
--	60231	3	Rivet, .188 dia. x .375 to .500 grip	Used to attach clamps (16143)

### OPTIONAL FEATURES

#### *Surge Brake - Adjustable:*

A 35075B 1 Weldment, flip tongue adjustable actuator

#### *Electric Brake - Adjustable:*

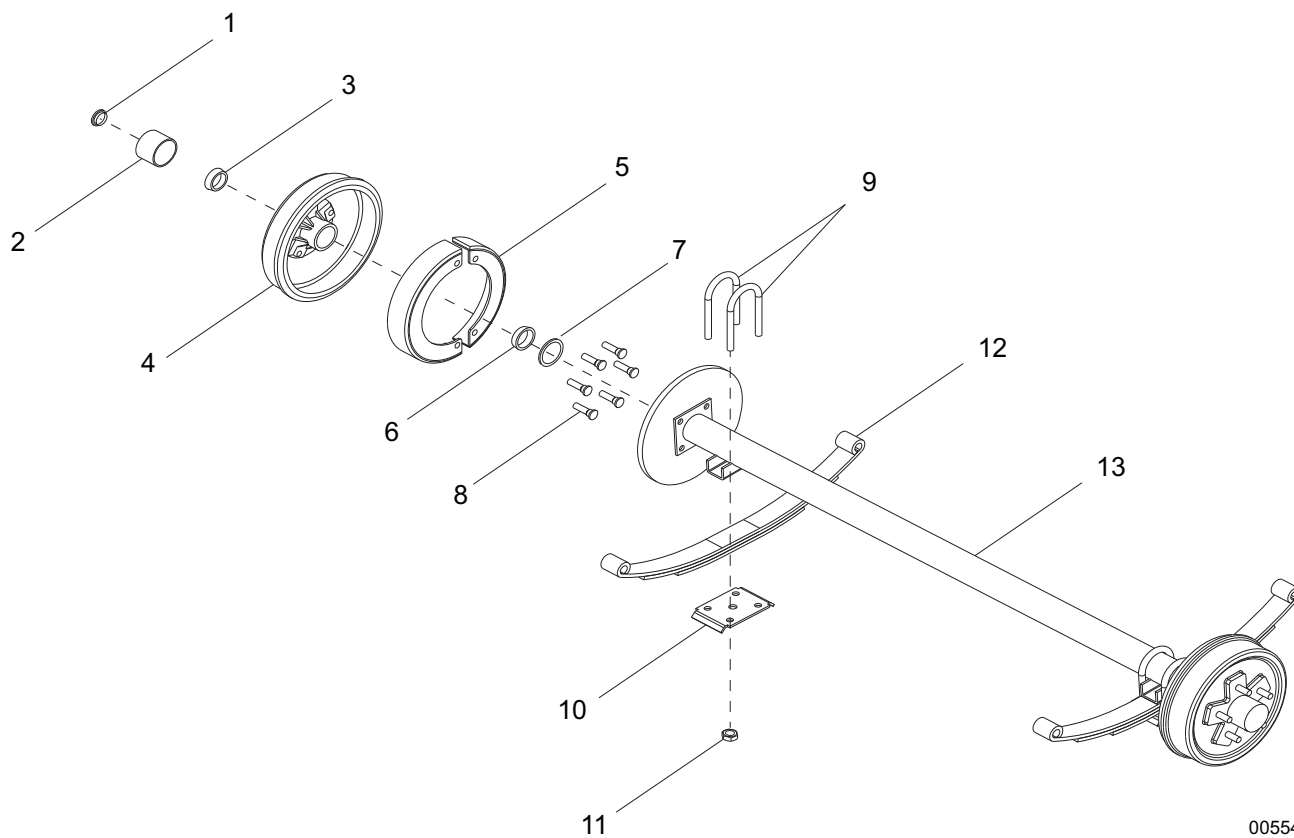
B 30931B 1 Weldment, tongue - w/support plate

#### *Electric Brake:*

C 19417 1 Kit, breakaway

-- 19438 1 Harness, wiring - electric brake

# AXLE ASSEMBLY



00554

## AXLE ASSEMBLY

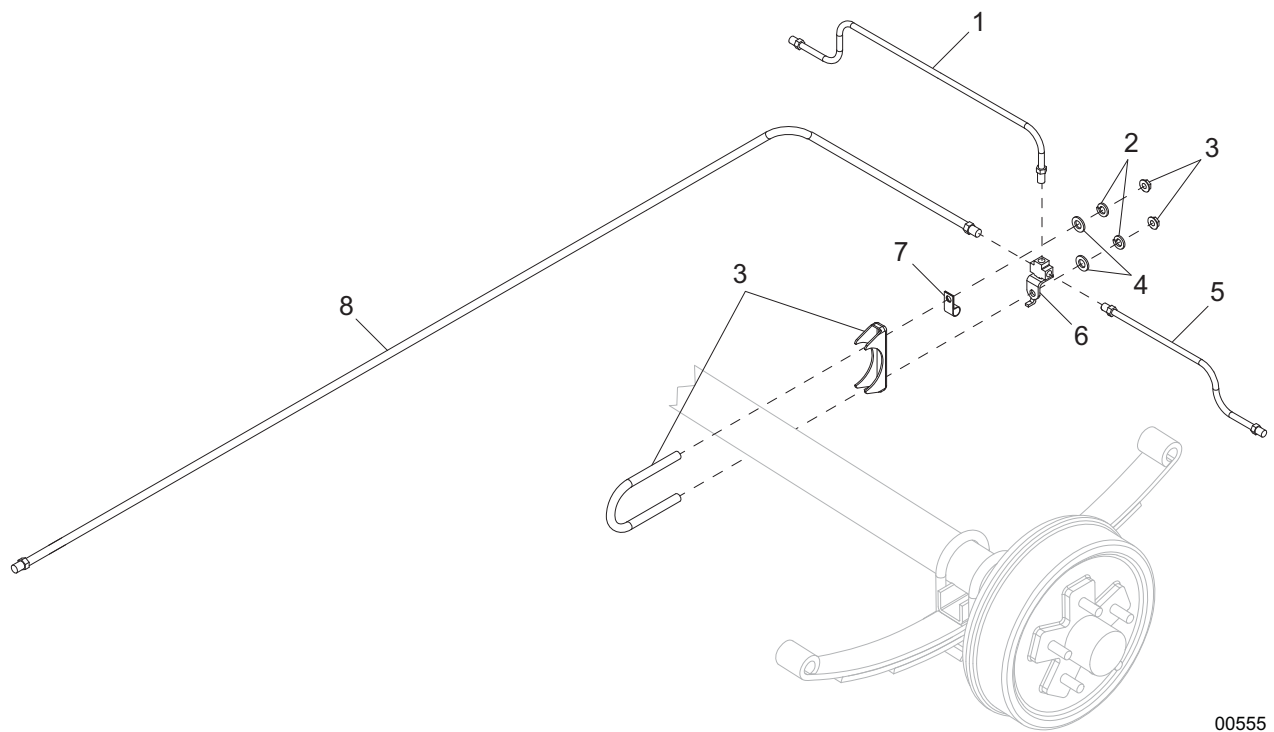
ITEM	PART NO.	QTY	DESCRIPTION	NOTES
1	11254	2	Plug, grease cap - zerk	
2	23170	2	Cap, grease	
3	24831	2	Roller bearing - outer	
4	26452	2	Assembly, brake drum - 12 in. 6 holes on 5.5 in	
5	26571	1	Assembly, surge free-backing brake - LH	
	26572	1	Assembly, surge free-backing brake - RH	
6	24830	2	Roller bearing - inner	
7	24832	2	Bearling seal - 5000 lb	
8	60963	12	Stud, .500-20 wheel - 5000 lb	
9	40875	4	U-bolt	
10	40874	2	Tie plate	
11	26441	8	Nut, .500-20 U-bolt - plated	
12	23912	2	Spring, axle - 5000 lb	
13	22877	1	Axle, hydraulic - 5000 lb	

### OPTIONAL FEATURES

#### *Electric Brake:*

--	22876	1	Axle, electric - 5000 lb
--	26573	2	Assembly, electric brake - LH
--	26574	2	Assembly, electric brake - RH

# TRAILER BRAKE LINES



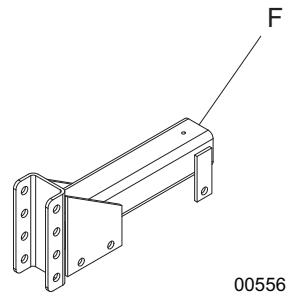
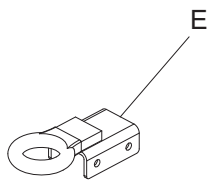
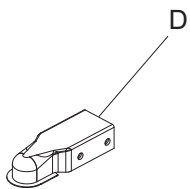
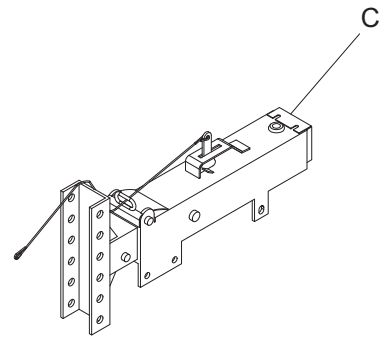
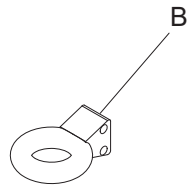
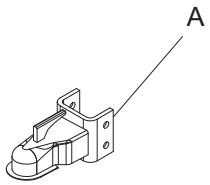
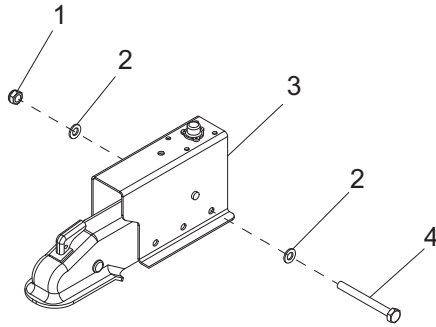
00555



## TRAILER BRAKE LINES

ITEM	PART NO.	QTY	DESCRIPTION	NOTES
1	40495	1	Line, brake - .188x20.0	
2	60341	2	Washer, M8 split lock, SS	
3	61064	1	Clamp, muffler - 3.0 lt duty	U-bolt and saddle
4	60166	2	Washer, M8 flat	
5	40494	1	Line, brake - .188x30.0	
6	19252	1	Fitting, strt - .188 brake line T - w/bracket	All female
7	61010	1	Clamp, tubing - .375 hvy duty, .375 bolt	
8	24688	1	Hose, brake - .188x136.0	Male/male
--	60231	6	Rivet, .188 dia. x .375 to .500 grip	
--	15626	6	Clamp, tubing - .375 lt duty	

# TRAILER HITCH OPTIONS



00556

## TRAILER HITCH OPTIONS

ITEM	PART NO.	QTY	DESCRIPTION	NOTES
1	62221	2	Nut, .500-13 nylcok, G5	
2	60309	4	Washer, .500 flat 1.060/.090	
3	24304	1	Actuator, hydraulic surge brake - 2 in. ball - 6000 lb	
4	61099	2	Screw, .500-13x5.0 std hex, G8	
--	41762	1	O-ring - 24mm	

### OPTIONAL FEATURES

#### *Surge Brake - Adjustable:*

A	19518	1	Coupler, 2.0 ball
B	19335B	1	Coupler, lunette ring - 3.0 ID, 20000 lb
C	40529	1	Actuator, hydraulic surge brake - 75000 lb

#### *Electric Brake - Non-Adjustable:*

D	23162	1	Coupler, 2.0 ball/3.0 channel
E	11032B	1	Coupler, lunette ring - 3.0 ID/3.0 OD tongue

#### *Electric Brake - Adjustable:*

A	19518	1	Coupler, 2.0 ball
B	19335B	1	Coupler, lunette ring - 3.0 ID, 20000 lb
F	19379B	1	Weldment, hitch electric - 4 pos.

#### *Surge Brake Adapters:*

--	65463	1	Adapter, trailer - flat 4 pin to round 6 pin
--	65464	1	Adapter, trailer - flat 4 pin to round 7 pin
--	65465	1	Adapter, trailer - flat 4 pin to round 7 blade

#### *Electric Brake Adapters:*

--	65583	1	Adatper, trailer - round 6 pin to round 7 spade
--	65593	1	Adapter, trailer - 4 pin & 2 pin to 6 pin

## RECOMMENDED SPARE PARTS LIST

### ENGINE

Alternator .....	36661
Belt, fan .....	36659
Cap, radiator.....	19219
Cap, oil .....	36660
Dipstick.....	36658
Element, air filter.....	22874
Filter, fuel - final .....	36904
Filter, fuel - primary.....	36905
Filter, oil .....	36906
Gasket, thermostat .....	36664
Hose, radiator - lower .....	33680
Hose, radiator - upper.....	33679
Jug, overflow - 2.5 qt .....	24952
Sensor, air temperature .....	36368
Sensor, barometric pressure .....	36367
Sensor, coolant temperature .....	36657
Sensor, low coolant (GEMS) assy .....	30942
Sensor, oil pressure .....	36656
Starter .....	36662
Thermostat .....	36663

### MAINTENANCE KITS

Filter, service kit - 500 hr .....	SK301
Filter, service kit - 2000 hr .....	SK302

### ELECTRICAL

Breaker, 20A, 240V, 1-pole.....	18091
Breaker, 225A.....	65452
Controller, programmed.....	67980
Potentiometer - 2.5K, 2W .....	18113
Receptacle, 120V 20A GFI.....	14130
Regulator, voltage - SE350.....	18556
Sensor, fuel level .....	20571
Switch, E-stop, 2NO/1NC .....	22550
Switch, phase - 125A, 3-pos.....	65500
Switch, toggle - SPST 20A .....	25077
Switch, trigger safety .....	12632

### TRAILER

Bulb, clearance marker light .....	65661
Chain, safety.....	23367
Jack, top wind.....	23254
Lens, clearance marker light - amber .....	66373
Light, stop/turn/tail - right side .....	65448
Light, stop/turn/tail - left side.....	65449







REV: ORG  
PART NO: 33849  
05.13.14